



UNIVERSITY OF
TORONTO

**Compulsory Non-Academic
Incidental Fees
2012-13**

January 29, 2013

Office of the Vice-Povost, Students
University of Toronto
Simcoe Hall, 27 King's College Circle, Room 221, Toronto, ON M5S 1A1 Canada
Tel: +1 416 978-3870 • Fax +1 416 946-0678
vp.students@utoronto.ca • www.viceprovoststudents.utoronto.ca

Compulsory Non-Academic Incidental Fees

Fees for divisional student societies and other divisional fees are listed in a white background.

Fees for central and cross-divisional student societies are listed in a light shaded background.

Fees for University operated services are listed in a dark shaded background.

ARTS AND SCIENCE DIVISIONS

Innis College	Summer 2012		Fall 2012		Winter 2013		Summer 2011		Fall 2011		Winter 2012		
	Full-time	Part-time	Full-time	Part-time	Full-time	Part-time	Full-time	Part-time	Full-time	Part-time	Full-time	Part-time	
Innis College Student Society	0.00	0.00	35.53	35.53	35.53	35.53	0.00	0.00	30.00	30.00	30.00	30.00	
Innis College Student Services Fee	7.50		7.50	2.25	7.50	2.25	7.50		7.50	2.25	7.50	2.25	
Students' Administrative Council	39.27		159.63		159.63		37.92		150.97		150.97		
Association of Part-time Undergraduate Students		18.23		92.55		92.55		18.12		86.12		86.12	
Arts & Science Students' Union	9.50		9.50		9.50		9.50		9.50		9.50		
U of T Community Radio	3.75		3.75		3.75		3.75		3.75		3.75		
The Varsity	1.33		1.36		1.36		1.29		1.33		1.33		
Athletics & Recreation	150.01	30.00	150.01	30.00	150.01	30.00	140.64	28.13	140.64	28.13	140.64	28.13	
Hart House	75.43	15.10	75.43	15.10	75.43	15.10	71.63	14.34	71.63	14.34	71.63	14.34	
Student Life Programs & Services	126.82	25.36	126.82	25.36	126.82	25.36	118.74	23.75	118.74	23.75	118.74	23.75	
Total	413.61	88.69	569.53	200.79	569.53	200.79	390.97	84.34	534.06	184.59	534.06	184.59	
Change From Previous Year	+10.0%	+5.4%	+11.5%	+19.7%	+11.5%	+19.7%	+7.7%	+3.1%	+9.3%	+12.9%	+9.3%	+12.9%	
Note: First year students are charged an ICSS orientation fee (\$50.00 / session)													
Fall + Winter:						Full-time 1,139.06		Fall + Winter:					
						Part-time 401.58		Full-time 1,068.12					
								Part-time 369.18					

New College	Summer 2012		Fall 2012		Winter 2013		Summer 2011		Fall 2011		Winter 2012		
	Full-time	Part-time	Full-time	Part-time	Full-time	Part-time	Full-time	Part-time	Full-time	Part-time	Full-time	Part-time	
New College Student Council	0.00	0.00	17.00	7.00	17.00	7.00	0.00	0.00	27.00	12.00	27.00	12.00	
Students' Administrative Council	39.27		159.63		159.63		37.92		150.97		150.97		
Association of Part-time Undergraduate Students		18.23		92.55		92.55		18.12		86.12		86.12	
Arts & Science Students' Union	9.50		9.50		9.50		9.50		9.50		9.50		
U of T Community Radio	3.75		3.75		3.75		3.75		3.75		3.75		
The Varsity	1.33		1.36		1.36		1.29		1.33		1.33		
Athletics & Recreation	150.01	30.00	150.01	30.00	150.01	30.00	140.64	28.13	140.64	28.13	140.64	28.13	
Hart House	75.43	15.10	75.43	15.10	75.43	15.10	71.63	14.34	71.63	14.34	71.63	14.34	
Student Life Programs & Services	126.82	25.36	126.82	25.36	126.82	25.36	118.74	23.75	118.74	23.75	118.74	23.75	
Total	406.11	88.69	543.50	170.01	543.50	170.01	383.47	84.34	523.56	164.34	523.56	164.34	
Change From Previous Year	+10.2%	+8.3%	+7.0%	+9.3%	+7.0%	+9.3%	+7.9%	+6.0%	+7.8%	+8.8%	+7.8%	+8.8%	
Fall + Winter:						Full-time 1,087.00		Fall + Winter:					
						Part-time 340.02		Full-time 1,047.12					
								Part-time 328.68					

University College	Summer 2012		Fall 2012		Winter 2013		Summer 2011		Fall 2011		Winter 2012		
	Full-time	Part-time	Full-time	Part-time	Full-time	Part-time	Full-time	Part-time	Full-time	Part-time	Full-time	Part-time	
University College Literary & Athletic Society	0.00	0.00	16.94	7.62	16.94	7.62	0.00	0.00	16.94	7.62	16.94	7.62	
Students' Administrative Council	39.27		159.63		159.63		37.92		150.97		150.97		
Association of Part-time Undergraduate Students		18.23		92.55		92.55		18.12		86.12		86.12	
Arts & Science Students' Union	9.50		9.50		9.50		9.50		9.50		9.50		
U of T Community Radio	3.75		3.75		3.75		3.75		3.75		3.75		
The Varsity	1.33		1.36		1.36		1.29		1.33		1.33		
Athletics & Recreation	150.01	30.00	150.01	30.00	150.01	30.00	140.64	28.13	140.64	28.13	140.64	28.13	
Hart House	75.43	15.10	75.43	15.10	75.43	15.10	71.63	14.34	71.63	14.34	71.63	14.34	
Student Life Programs & Services	126.82	25.36	126.82	25.36	126.82	25.36	118.74	23.75	118.74	23.75	118.74	23.75	
Total	406.11	88.69	543.44	170.63	543.44	170.63	383.47	84.34	513.50	159.96	513.50	159.96	
Change From Previous Year	+10.2%	+8.3%	+8.9%	+11.8%	+8.9%	+11.8%	+7.9%	+6.0%	+7.7%	+8.0%	+7.7%	+8.0%	
Fall + Winter:						Full-time 1,086.88		Fall + Winter:					
						Part-time 341.26		Full-time 1,027.00					
								Part-time 319.92					

Woodsworth College	Summer 2012		Fall 2012		Winter 2013		Summer 2011		Fall 2011		Winter 2012		
	Full-time	Part-time	Full-time	Part-time	Full-time	Part-time	Full-time	Part-time	Full-time	Part-time	Full-time	Part-time	
Woodsworth College Students' Association	15.00	15.00	7.50	7.50	7.50	7.50	15.00	15.00	7.50	7.50	7.50	7.50	
Students' Administrative Council	39.27		159.63		159.63		37.92		150.97		150.97		
Association of Part-time Undergraduate Students		18.23		92.55		92.55		18.12		86.12		86.12	
Arts & Science Students' Union	9.50		9.50		9.50		9.50		9.50		9.50		
U of T Community Radio	3.75		3.75		3.75		3.75		3.75		3.75		
The Varsity	1.33		1.36		1.36		1.29		1.33		1.33		
Athletics & Recreation	150.01	30.00	150.01	30.00	150.01	30.00	140.64	28.13	140.64	28.13	140.64	28.13	
Hart House	75.43	15.10	75.43	15.10	75.43	15.10	71.63	14.34	71.63	14.34	71.63	14.34	
Student Life Programs & Services	126.82	25.36	126.82	25.36	126.82	25.36	118.74	23.75	118.74	23.75	118.74	23.75	
Total	421.11	103.69	534.00	170.51	534.00	170.51	398.47	99.34	504.06	159.84	504.06	159.84	
Change From Previous Year	+9.8%	+7.0%	+9.3%	+12.8%	+9.3%	+12.8%	+7.5%	+5.1%	+8.1%	+9.1%	+8.1%	+9.1%	
Fall + Winter:						Full-time 1,068.00		Fall + Winter:					
						Part-time 341.02		Full-time 1,008.12					
								Part-time 319.68					

Compulsory Non-Academic Incidental Fees

ARTS AND SCIENCE DIVISIONS (continued)

University of Toronto Mississauga	Summer 2012		Fall 2012		Winter 2013		Summer 2011		Fall 2011		Winter 2012				
	Full-time	Part-time	Full-time	Part-time	Full-time	Part-time	Full-time	Part-time	Full-time	Part-time	Full-time	Part-time			
Erindale College Student Union	126.03	0.00	105.31	0.00	105.31	0.00	117.50	0.00	99.07	0.00	99.07	0.00			
The Medium	0.00	0.00	3.63	1.21	3.63	1.21	0.00	0.00	3.63	1.21	3.63	1.21			
U of T at Mississauga Athletics Council	2.77	2.77	4.30	1.39	4.30	1.39	2.77	2.77	4.30	1.39	4.30	1.39			
Erindale Part-time Undergraduate Students	0.00	93.95	0.00	4.75	0.00	4.75	0.00	3.75	0.00	3.75	0.00	3.75			
VIBE - Radio Erindale	2.00	0.00	2.00	0.00	2.00	0.00	2.00	0.00	2.00	0.00	2.00	0.00			
Students' Administrative Council	30.87	-	150.61	-	150.61	-	30.08	-	142.57	-	142.57	-			
Association of Part-time Undergraduate Students	-	18.23	-	92.55	-	92.55	-	18.12	-	86.12	-	86.12			
U of T Community Radio	0.50	-	0.50	-	0.50	-	0.50	-	0.50	-	0.50	-			
The Varsity	1.33	-	1.36	-	1.36	-	1.29	-	1.33	-	1.33	-			
Physical Education & Athletics	160.21	32.04	160.21	32.04	160.21	32.04	160.21	32.04	160.21	32.04	160.21	32.04			
Athletics & Recreation	17.40	3.48	17.40	3.48	17.40	3.48	16.31	3.26	16.31	3.26	16.31	3.26			
Hart House	2.32	0.47	2.32	0.47	2.32	0.47	2.20	0.45	2.20	0.45	2.20	0.45			
Health Service	28.67	5.73	28.67	5.73	28.67	5.73	28.67	5.73	28.67	5.73	28.67	5.73			
Student Services	133.70	26.74	133.70	26.74	133.70	26.74	131.08	26.22	131.08	26.22	131.08	26.22			
Summer Shuttle Services	0.00	0.00	4.45	0.89	4.45	0.89	-	-	-	-	-	-			
Total	505.80	183.41	614.46	169.25	614.46	169.25	492.61	92.34	591.87	160.17	591.87	160.17			
Change From Previous Year	+28.0%	+103.3%	+8.3%	+11.0%	+8.3%	+11.0%	+26.7%	-8.4%	+8.4%	+8.0%	+8.4%	+8.0%			
				Fall + Winter:				Fall + Winter:				Fall + Winter:			
				Full-time 1,228.92				Full-time 1,183.74				Full-time 1,183.74			
				Part-time 338.50				Part-time 338.50				Part-time 320.34			

University of Toronto Scarborough	Summer 2012		Fall 2012		Winter 2013		Summer 2011		Fall 2011		Winter 2012				
	Full-time	Part-time	Full-time	Part-time	Full-time	Part-time	Full-time	Part-time	Full-time	Part-time	Full-time	Part-time			
Scarborough Campus Students' Council	114.02	20.56	229.94	21.07	229.94	21.07	111.46	20.02	217.39	20.66	217.39	20.66			
Scarborough Campus Students' Press (The Underground)	0.00	0.00	3.50	0.00	3.50	0.00	0.00	0.00	3.50	0.00	3.50	0.00			
Scarborough College Athletic Association	0.00	0.00	3.50	0.00	3.50	0.00	0.00	0.00	3.50	0.00	3.50	0.00			
Scarborough Campus Community Radio (CSCR)	0.00	0.00	4.85	0.00	4.85	0.00	0.00	0.00	4.85	0.00	4.85	0.00			
Association of Part-time Undergraduate Students	-	18.23	-	92.55	-	92.55	-	18.12	-	86.12	-	86.12			
U of T Community Radio	0.50	-	0.50	-	0.50	-	0.50	-	0.50	-	0.50	-			
The Varsity	1.33	-	1.36	-	1.36	-	1.29	-	1.33	-	1.33	-			
Scarborough College Athletic Fee	113.07	22.61	113.07	22.61	113.07	22.61	107.69	21.54	107.69	21.54	107.69	21.54			
Athletics & Recreation	17.40	3.48	17.40	3.48	17.40	3.48	16.31	3.26	16.31	3.26	16.31	3.26			
Hart House	2.32	0.47	2.32	0.47	2.32	0.47	2.20	0.45	2.20	0.45	2.20	0.45			
Health Service	56.37	11.27	56.37	11.27	56.37	11.27	52.19	10.44	52.19	10.44	52.19	10.44			
Student Services	155.33	31.07	155.33	31.07	155.33	31.07	153.26	30.65	153.26	30.65	153.26	30.65			
Total	460.34	107.69	588.14	182.52	588.14	182.52	444.90	104.48	562.72	173.12	562.72	173.12			
Change From Previous Year	+6.9%	+6.0%	+9.4%	+11.6%	+8.8%	+11.6%	+21.1%	+17.5%	+18.8%	+16.4%	+18.8%	+16.4%			
				Fall + Winter:				Fall + Winter:				Fall + Winter:			
				Full-time 1,176.28				Full-time 1,125.44				Full-time 1,125.44			
				Part-time 365.04				Part-time 365.04				Part-time 346.24			

ARTS AND SCIENCE DIVISIONS - Federated Colleges

St. Michael's College	Summer 2012		Fall 2012		Winter 2013		Summer 2011		Fall 2011		Winter 2012				
	Full-time	Part-time	Full-time	Part-time	Full-time	Part-time	Full-time	Part-time	Full-time	Part-time	Full-time	Part-time			
St. Michael's College Student Union	-	-	14.00	10.50	14.00	10.50	-	-	14.00	10.50	14.00	10.50			
The Mike	-	-	2.60	1.50	2.60	1.50	-	-	2.60	1.50	2.60	1.50			
College Fee	-	-	97.50	48.75	97.50	48.75	-	-	97.50	48.75	97.50	48.75			
Campaign Fee	-	-	15.00	15.00	15.00	15.00	-	-	15.00	15.00	15.00	15.00			
Students' Administrative Council	39.27	-	159.63	-	159.63	-	37.92	-	150.97	-	150.97	-			
Association of Part-time Undergraduate Students	-	18.23	-	92.55	-	92.55	-	18.12	-	86.12	-	86.12			
Arts & Science Students' Union	9.50	-	9.50	-	9.50	-	9.50	-	9.50	-	9.50	-			
U of T Community Radio	3.75	-	3.75	-	3.75	-	3.75	-	3.75	-	3.75	-			
The Varsity	1.33	-	1.36	-	1.36	-	1.29	-	1.33	-	1.33	-			
Athletics & Recreation	150.01	30.00	150.01	30.00	150.01	30.00	140.64	28.13	140.64	28.13	140.64	28.13			
Hart House	75.43	15.10	75.43	15.10	75.43	15.10	71.63	14.34	71.63	14.34	71.63	14.34			
Student Life Programs & Services	126.82	25.36	126.82	25.36	126.82	25.36	118.74	23.75	118.74	23.75	118.74	23.75			
Total	406.11	88.69	655.60	238.76	655.60	238.76	383.47	84.34	625.66	228.09	625.66	228.09			
Change From Previous Year	+10.2%	+8.3%	+7.4%	+8.8%	+7.4%	+8.8%	+7.9%	+6.0%	+6.4%	+6.2%	+6.4%	+6.2%			
				Fall + Winter:				Fall + Winter:				Fall + Winter:			
				Full-time 1,311.20				Full-time 1,251.32				Full-time 1,251.32			
				Part-time 477.52				Part-time 477.52				Part-time 456.18			

Trinity College	Summer 2012		Fall 2012		Winter 2013		Summer 2011		Fall 2011		Winter 2012				
	Full-time	Part-time	Full-time	Part-time	Full-time	Part-time	Full-time	Part-time	Full-time	Part-time	Full-time	Part-time			
Trinity College Meetings	0.00	0.00	44.40	44.40	44.40	44.40	0.00	0.00	43.63	43.63	43.63	43.63			
College Fee	0.00	0.00	144.00	72.00	144.00	72.00	-	-	141.00	70.50	141.00	70.50			
Students' Administrative Council	39.27	-	159.63	-	159.63	-	37.92	-	150.97	-	150.97	-			
Association of Part-time Undergraduate Students	-	18.23	-	92.55	-	92.55	-	18.12	-	86.12	-	86.12			
Arts & Science Students' Union	9.50	-	9.50	-	9.50	-	9.50	-	9.50	-	9.50	-			
U of T Community Radio	3.75	-	3.75	-	3.75	-	3.75	-	3.75	-	3.75	-			
The Varsity	1.33	-	1.36	-	1.36	-	1.29	-	1.33	-	1.33	-			
Athletics & Recreation	150.01	30.00	150.01	30.00	150.01	30.00	140.64	28.13	140.64	28.13	140.64	28.13			
Hart House	75.43	15.10	75.43	15.10	75.43	15.10	71.63	14.34	71.63	14.34	71.63	14.34			
Student Life Programs & Services	126.82	25.36	126.82	25.36	126.82	25.36	118.74	23.75	118.74	23.75	118.74	23.75			
Total	406.11	88.69	714.90	279.41	714.90	279.41	383.47	84.34	681.19	266.47	681.19	266.47			
Change From Previous Year	+10.2%	+8.3%	+7.7%	+8.6%	+7.7%	+8.6%	+7.9%	+6.0%	+6.7%	+6.3%	+6.7%	+6.3%			
				Fall + Winter:				Fall + Winter:				Fall + Winter:			
				Full-time 1,429.80				Full-time 1,362.38				Full-time 1,362.38			
				Part-time 558.82				Part-time 558.82				Part-time 532.94			

Compulsory Non-Academic Incidental Fees

ARTS AND SCIENCE DIVISIONS - Federated Colleges (Continued)

Victoria College	Summer 2012		Fall 2012		Winter 2013		Summer 2011		Fall 2011		Winter 2012						
	Full-time	Part-time	Full-time	Part-time	Full-time	Part-time	Full-time	Part-time	Full-time	Part-time	Full-time	Part-time					
Victoria University Students' Administrative Council	-	-	28.88	15.60	28.87	15.60	0.00	0.00	28.88	15.60	28.87	15.60					
Victoria University Student Services Fee	-	-	48.44	24.22	48.44	24.22	-	-	46.57	23.29	46.57	23.29					
Goldring Student Centre	-	-	100.00	50.00	100.00	50.00	-	-	50.00	25.00	50.00	25.00					
Students' Administrative Council	39.27	-	159.63	-	159.63	-	37.92	-	150.97	-	150.97	-					
Association of Part-time Undergraduate Students	-	18.23	-	92.55	-	92.55	-	18.12	-	86.12	-	86.12					
Arts & Science Students' Union	9.50	-	9.50	-	9.50	-	9.50	-	9.50	-	9.50	-					
U of T Community Radio	3.75	-	3.75	-	3.75	-	3.75	-	3.75	-	3.75	-					
The Varsity	1.33	-	1.36	-	1.36	-	1.29	-	1.33	-	1.33	-					
Athletics & Recreation	150.01	30.00	150.01	30.00	150.01	30.00	140.64	28.13	140.64	28.13	140.64	28.13					
Hart House	75.43	15.10	75.43	15.10	75.43	15.10	71.63	14.34	71.63	14.34	71.63	14.34					
Student Life Programs & Services	126.82	25.36	126.82	25.36	126.82	25.36	118.74	23.75	118.74	23.75	118.74	23.75					
Total	406.11	88.69	703.82	252.83	703.81	252.83	383.47	84.34	622.01	216.23	622.00	216.23					
Change From Previous Year	+10.2%	+8.3%	+16.4%	+22.3%	+16.4%	+22.3%	+7.9%	+6.0%	+7.7%	+8.5%	+7.7%	+8.5%					
Note: First year full-time students are charged an orientation fee (\$50.00 per session) Commuter Students Pay an additional fee \$13.00 FT, \$7.50 PT (per session)		Fall + Winter:				Full-time 1,407.63 Part-time 505.66				Fall + Winter:				Full-time 1,244.01 Part-time 432.46			

UNDERGRADUATE PROFESSIONAL DIVISIONS

Applied Science & Engineering	Summer 2012		Fall 2012		Winter 2013		Summer 2011		Fall 2011		Winter 2012						
	Full-time	Part-time	Full-time	Part-time	Full-time	Part-time	Full-time	Part-time	Full-time	Part-time	Full-time	Part-time					
Engineering Society	-	-	161.47	22.11	161.47	22.11	-	-	163.44	21.68	163.44	21.68					
Students' Administrative Council	-	-	159.63	-	159.63	-	-	-	150.97	-	150.97	-					
Association of Part-time Undergraduate Students	-	-	-	92.55	-	92.55	-	-	-	86.12	-	86.12					
U of T Community Radio	-	-	3.75	-	3.75	-	-	-	3.75	-	3.75	-					
The Varsity	-	-	1.36	-	1.36	-	-	-	1.33	-	1.33	-					
Athletics & Recreation	-	-	150.01	30.00	150.01	30.00	-	-	140.64	28.13	140.64	28.13					
Hart House	-	-	75.43	15.10	75.43	15.10	-	-	71.63	14.34	71.63	14.34					
Student Life Programs & Services	-	-	126.82	25.36	126.82	25.36	-	-	118.74	23.75	118.74	23.75					
Total	0.00	0.00	678.47	185.12	678.47	185.12	0.00	0.00	650.50	174.02	650.50	174.02					
Change From Previous Year			+13.6%	+12.5%	+13.6%	+12.5%			+13.2%	+8.7%	+13.2%	+8.7%					
		Fall + Winter:				Full-time 1,356.94 Part-time 370.24				Fall + Winter:				Full-time 1,301.00 Part-time 348.04			

Dentistry	Summer 2012		Fall 2012		Winter 2013		Summer 2011		Fall 2011		Winter 2012						
	Full-time	Part-time	Full-time	Part-time	Full-time	Part-time	Full-time	Part-time	Full-time	Part-time	Full-time	Part-time					
D.D.S.	-	-	-	-	-	-	-	-	-	-	-	-					
Dental Students' Society	-	-	15.00	-	15.00	-	-	-	15.00	-	15.00	-					
Students' Administrative Council	-	-	159.63	-	159.63	-	-	-	150.97	-	150.97	-					
U of T Community Radio	-	-	3.75	-	3.75	-	-	-	3.75	-	3.75	-					
The Varsity	-	-	1.36	-	1.36	-	-	-	1.33	-	1.33	-					
Athletics & Recreation	-	-	150.01	-	150.01	-	-	-	140.64	-	140.64	-					
Hart House	-	-	75.43	-	75.43	-	-	-	71.63	-	71.63	-					
Student Life Programs & Services	-	-	126.82	-	126.82	-	-	-	118.74	-	118.74	-					
Total	0.00	0.00	532.00	0.00	532.00	0.00	0.00	0.00	502.06	0.00	502.06	0.00					
Change From Previous Year			+8.9%		+8.9%				+7.7%		+7.7%						
		Fall + Winter:				Full-time 1,064.00 Part-time 0.00				Fall + Winter:				Full-time 1,004.12 Part-time 0.00			

Law	Summer 2012		Fall 2012		Winter 2013		Summer 2011		Fall 2011		Winter 2012						
	Full-time	Part-time	Full-time	Part-time	Full-time	Part-time	Full-time	Part-time	Full-time	Part-time	Full-time	Part-time					
Undergraduate Programs	-	-	-	-	-	-	-	-	-	-	-	-					
Students' Law Society	-	-	35.00	-	35.00	-	-	-	35.00	-	35.00	-					
Students' Administrative Council	-	-	159.63	-	159.63	-	-	-	150.97	-	150.97	-					
U of T Community Radio	-	-	3.75	-	3.75	-	-	-	3.75	-	3.75	-					
The Varsity	-	-	1.36	-	1.36	-	-	-	1.33	-	1.33	-					
Athletics & Recreation	-	-	150.01	-	150.01	-	-	-	140.64	-	140.64	-					
Hart House	-	-	75.43	-	75.43	-	-	-	71.63	-	71.63	-					
Student Life Programs & Services	-	-	126.82	-	126.82	-	-	-	118.74	-	118.74	-					
Total	0.00	0.00	552.00	0.00	552.00	0.00	0.00	0.00	522.06	0.00	522.06	0.00					
Change From Previous Year			+8.5%		+8.5%				+7.4%		+7.4%						
Half-time program students are charged 50% of full-time fees Note: First year students are charged an additional SLS Orientation Fee (\$25.00 per session)		Fall + Winter:				Full-time 1,104.00 Part-time 0.00				Fall + Winter:				Full-time 1,044.12 Part-time 0.00			

Medicine	Summer 2012		Fall 2012		Winter 2013		Summer 2011		Fall 2011		Winter 2012						
	Full-time	Part-time	Full-time	Part-time	Full-time	Part-time	Full-time	Part-time	Full-time	Part-time	Full-time	Part-time					
M.D. - St. George	-	-	-	-	-	-	-	-	-	-	-	-					
Medical Society	-	-	29.27	-	29.27	-	-	-	29.27	-	29.27	-					
Students' Administrative Council	-	-	159.63	-	159.63	-	-	-	150.97	-	150.97	-					
U of T Community Radio	-	-	3.75	-	3.75	-	-	-	3.75	-	3.75	-					
The Varsity	-	-	1.36	-	1.36	-	-	-	1.33	-	1.33	-					
Athletics & Recreation	-	-	150.01	-	150.01	-	-	-	140.64	-	140.64	-					
Hart House	-	-	75.43	-	75.43	-	-	-	71.63	-	71.63	-					
Student Life Programs & Services	-	-	126.82	-	126.82	-	-	-	118.74	-	118.74	-					
Total	0.00	0.00	546.27	0.00	546.27	0.00	0.00	0.00	516.33	0.00	516.33	0.00					
Change From Previous Year			+8.6%		+8.6%				+7.4%		+7.4%						
		Fall + Winter:				Full-time 1,092.54 Part-time 0.00				Fall + Winter:				Full-time 1,032.66 Part-time 0.00			

Compulsory Non-Academic Incidental Fees

UNDERGRADUATE PROFESSIONAL DIVISIONS (continued)

Medicine M.D. - Mississauga	Summer 2012		Fall 2012		Winter 2013		Summer 2011		Fall 2011		Winter 2012	
	Full-time	Part-time	Full-time	Part-time	Full-time	Part-time	Full-time	Part-time	Full-time	Part-time	Full-time	Part-time
Erindale College Student Union	-	-	105.31	-	105.31	-	-	-	-	-	-	-
Medical Society	-	-	29.27	-	29.27	-	-	-	29.27	-	29.27	-
Students' Administrative Council	-	-	150.61	-	150.61	-	-	-	150.97	-	150.97	-
The Varsity	-	-	1.36	-	1.36	-	-	-	3.75	-	3.75	-
U of T Community Radio	-	-	0.50	-	0.50	-	-	-	-	-	-	-
Physical Education & Athletics	-	-	160.21	-	160.21	-	-	-	140.64	-	140.64	-
Athletics & Recreation	-	-	17.40	-	17.40	-	-	-	71.63	-	71.63	-
Hart House	-	-	2.32	-	2.32	-	-	-	-	-	-	-
Health Service	-	-	28.67	-	28.67	-	-	-	-	-	-	-
Student Services	-	-	133.70	-	133.70	-	-	-	-	-	-	-
Summer Shuttle Services	-	-	4.45	-	4.45	-	-	-	118.74	-	118.74	-
Total	0.00	0.00	633.80	0.00	633.80	0.00	0.00	0.00	515.00	0.00	515.00	0.00
Change From Previous Year												

Note: Radiation Science students are also charged Michener Institute incidental fees.

Fall + Winter:	Full-time	1,267.60		Fall + Winter:	Full-time	1,030.00
	Part-time	0.00			Part-time	0.00

Medicine Radiation Sciences	Summer 2012		Fall 2012		Winter 2013		Summer 2011		Fall 2011		Winter 2012	
	0.00	0.00	0.00	0.00	Part-time	45.00	0.00	0.00	0.00	0.00	Part-time	45.00
Medical Radiation Sciences Society	-	-	12.50	-	12.50	-	-	-	12.50	-	12.50	-
Students' Administrative Council	-	-	159.63	-	159.63	-	-	-	150.97	-	150.97	-
U of T Community Radio	-	-	3.75	-	3.75	-	-	-	3.75	-	3.75	-
The Varsity	-	-	1.36	-	1.36	-	-	-	1.33	-	1.33	-
Athletics & Recreation	-	-	150.01	-	150.01	-	-	-	140.64	-	140.64	-
Hart House	-	-	75.43	-	75.43	-	-	-	71.63	-	71.63	-
Student Life Programs & Services	-	-	126.82	-	126.82	-	-	-	118.74	-	118.74	-
Total	0.00	0.00	529.50	0.00	529.50	0.00	0.00	0.00	499.56	0.00	499.56	0.00
Change From Previous Year			+8.9%		+11.0%				+7.7%		+7.7%	

Note: Radiation Science students are also charged Michener Institute incidental/ancillary fees.

Fall + Winter:	Full-time	1,059.00		Fall + Winter:	Full-time	999.12
	Part-time	0.00			Part-time	0.00

Medicine Physician Assistant Program	Summer 2012		Fall 2012		Winter 2013		Summer 2011		Fall 2011		Winter 2012	
	Full-time	Part-time	Full-time	Part-time	Full-time	Part-time	Full-time	Part-time	Full-time	Part-time	Full-time	Part-time
Students' Administrative Council	-	-	159.63	-	159.63	-	-	-	150.97	-	150.97	-
U of T Community Radio	-	-	3.75	-	3.75	-	-	-	3.75	-	3.75	-
The Varsity	-	-	1.36	-	1.36	-	-	-	1.33	-	1.33	-
Athletics & Recreation	-	-	150.01	-	150.01	-	-	-	140.64	-	140.64	-
Hart House	-	-	75.43	-	75.43	-	-	-	71.63	-	71.63	-
Student Life Programs & Services	-	-	126.82	-	126.82	-	-	-	118.74	-	118.74	-
Total	0.00	0.00	517.00	0.00	517.00	0.00	0.00	0.00	487.06	0.00	487.06	0.00
Change From Previous Year												

Note: Radiation Science students are also charged Michener Institute incidental/ancillary fees.

Fall + Winter:	Full-time	1,034.00		Fall + Winter:	Full-time	974.12
	Part-time	0.00			Part-time	0.00

Music	Summer 2012		Fall 2012		Winter 2013		Summer 2011		Fall 2011		Winter 2012	
	Full-time	Part-time	Full-time	Part-time	Full-time	Part-time	Full-time	Part-time	Full-time	Part-time	Full-time	Part-time
Music Undergraduate Association	-	-	7.50	0.00	7.50	0.00	-	-	7.50	0.00	7.50	0.00
Students' Administrative Council	-	-	159.63	-	159.63	-	-	-	150.97	-	150.97	-
Association of Part-time Undergraduate Students	-	-	-	92.55	-	92.55	-	-	-	86.12	-	86.12
U of T Community Radio	-	-	3.75	-	3.75	-	-	-	3.75	-	3.75	-
The Varsity	-	-	1.36	-	1.36	-	-	-	1.33	-	1.33	-
Athletics & Recreation	-	-	150.01	30.00	150.01	30.00	-	-	140.64	28.13	140.64	28.13
Hart House	-	-	75.43	15.10	75.43	15.10	-	-	71.63	14.34	71.63	14.34
Student Life Programs & Services	-	-	126.82	25.36	126.82	25.36	-	-	118.74	23.75	118.74	23.75
Total	0.00	0.00	524.50	163.01	524.50	163.01	0.00	0.00	494.56	152.34	494.56	152.34
Change From Previous Year			+9.0%	+13.5%	+9.0%	+13.5%			+7.8%	+9.5%	+7.8%	+9.5%

Fall + Winter:	Full-time	1,049.00		Fall + Winter:	Full-time	989.12
	Part-time	326.02			Part-time	304.68

Nursing	Summer 2012		Fall 2012		Winter 2013		Summer 2011		Fall 2011		Winter 2012	
	Full-time	Part-time	Full-time	Part-time	Full-time	Part-time	Full-time	Part-time	Full-time	Part-time	Full-time	Part-time
Nursing Students' Council	-	-	22.34	1.00	22.34	1.00	-	-	19.50	1.00	19.50	1.00
Students' Administrative Council	-	-	159.63	-	159.63	-	-	-	150.97	-	150.97	-
Association of Part-time Undergraduate Students	-	-	-	92.55	-	92.55	-	-	-	86.12	-	86.12
U of T Community Radio	-	-	3.75	-	3.75	-	-	-	3.75	-	3.75	-
The Varsity	-	-	1.36	-	1.36	-	-	-	1.33	-	1.33	-
Athletics & Recreation	-	-	150.01	30.00	150.01	30.00	-	-	140.64	28.13	140.64	28.13
Hart House	-	-	75.43	15.10	75.43	15.10	-	-	71.63	14.34	71.63	14.34
Student Life Programs & Services	-	-	126.82	25.36	126.82	25.36	-	-	118.74	23.75	118.74	23.75
Total	0.00	0.00	539.34	164.01	539.34	164.01	0.00	0.00	506.56	153.34	506.56	153.34
Change From Previous Year			+9.4%	+13.4%	+9.4%	+13.4%			+7.6%	+9.5%	+7.6%	+9.5%

Fall + Winter:	Full-time	1,078.68		Fall + Winter:	Full-time	1,013.12
	Part-time	328.02			Part-time	306.68

Compulsory Non-Academic Incidental Fees

UNDERGRADUATE PROFESSIONAL DIVISIONS (continued)

OISE / UT	Summer 2012		Fall 2012		Winter 2013		Summer 2011		Fall 2011		Winter 2012	
	Full-time	Part-time	Full-time	Part-time	Full-time	Part-time	Full-time	Part-time	Full-time	Part-time	Full-time	Part-time
B.Ed. and Diploma in Technological Studies	-	-	6.50	-	6.50	-	-	-	6.50	-	6.50	-
Student Teachers' Union	-	-	159.63	-	159.63	-	-	-	150.97	-	150.97	-
Students' Administrative Council	-	-	3.75	-	3.75	-	-	-	3.75	-	3.75	-
U of T Community Radio	-	-	1.36	-	1.36	-	-	-	1.33	-	1.33	-
The Varsity	-	-	150.01	-	150.01	-	-	-	140.64	-	140.64	-
Athletics & Recreation	-	-	75.43	-	75.43	-	-	-	71.63	-	71.63	-
Hart House	-	-	126.82	-	126.82	-	-	-	118.74	-	118.74	-
Student Life Programs & Services	-	-	0.00	0.00	523.50	0.00	523.50	0.00	493.56	0.00	493.56	0.00
Total	0.00	0.00	523.50	0.00	523.50	0.00	0.00	0.00	493.56	0.00	493.56	0.00
Change From Previous Year			+9.0%		+9.0%				+7.8%		+7.8%	
			Fall + Winter:		Full-time	1,047.00			Fall + Winter:		Full-time	987.12
					Part-time	0.00					Part-time	0.00

Pharmacy	Summer 2012		Fall 2012		Winter 2013		Summer 2011		Fall 2011		Winter 2012	
	Full-time	Part-time	Full-time	Part-time	Full-time	Part-time	Full-time	Part-time	Full-time	Part-time	Full-time	Part-time
Undergraduate Pharmaceutical Society	-	-	36.00	0.00	36.00	0.00	-	-	36.00	0.00	36.00	0.00
Students' Administrative Council	-	-	159.63	-	159.63	-	-	-	150.97	-	150.97	-
Association of Part-time Undergraduate Students	-	-	-	92.55	-	92.55	-	-	-	86.12	-	86.12
U of T Community Radio	-	-	3.75	-	3.75	-	-	-	3.75	-	3.75	-
The Varsity	-	-	1.36	-	1.36	-	-	-	1.33	-	1.33	-
Athletics & Recreation	-	-	150.01	30.00	150.01	30.00	-	-	140.64	28.13	140.64	28.13
Hart House	-	-	75.43	15.10	75.43	15.10	-	-	71.63	14.34	71.63	14.34
Student Life Programs & Services	-	-	126.82	25.36	126.82	25.36	-	-	118.74	23.75	118.74	23.75
Total	0.00	0.00	553.00	163.01	553.00	163.01	0.00	0.00	523.06	152.34	523.06	152.34
Change From Previous Year			+8.5%	+13.5%	+8.5%	+13.5%			+7.3%	+9.5%	+7.3%	+9.5%
			Fall + Winter:		Full-time	1,106.00			Fall + Winter:		Full-time	1,046.12
					Part-time	326.02					Part-time	304.68

Kinesiology and Physical Education	Summer 2012		Fall 2012		Winter 2013		Summer 2011		Fall 2011		Winter 2012	
	Full-time	Part-time	Full-time	Part-time	Full-time	Part-time	Full-time	Part-time	Full-time	Part-time	Full-time	Part-time
Physical & Health Education Undergraduate Association	-	-	17.50	0.00	17.50	0.00	-	-	17.50	0.00	17.50	0.00
Students' Administrative Council	-	-	159.63	-	159.63	-	-	-	150.97	-	150.97	-
Association of Part-time Undergraduate Students	-	-	-	92.55	-	92.55	-	-	-	86.12	-	86.12
U of T Community Radio	-	-	3.75	-	3.75	-	-	-	3.75	-	3.75	-
The Varsity	-	-	1.36	-	1.36	-	-	-	1.33	-	1.33	-
Athletics & Recreation	-	-	150.01	30.00	150.01	30.00	-	-	140.64	28.13	140.64	28.13
Hart House	-	-	75.43	15.10	75.43	15.10	-	-	71.63	14.34	71.63	14.34
Student Life Programs & Services	-	-	126.82	25.36	126.82	25.36	-	-	118.74	23.75	118.74	23.75
Total	0.00	0.00	534.50	163.01	534.50	163.01	0.00	0.00	504.56	152.34	504.56	152.34
Change From Previous Year			+8.8%	+13.5%	+8.8%	+13.5%			+7.6%	+9.5%	+7.6%	+9.5%
			Fall + Winter:		Full-time	1,069.00			Fall + Winter:		Full-time	1,009.12
					Part-time	326.02					Part-time	304.68

OTHER PROGRAMS

Toronto School of Theology	Summer 2012		Fall 2012		Winter 2013		Summer 2011		Fall 2011		Winter 2012	
	Full-time	Part-time	Full-time	Part-time	Full-time	Part-time	Full-time	Part-time	Full-time	Part-time	Full-time	Part-time
Basic Degree Students	-	-	159.63	-	159.63	-	-	-	150.97	-	150.97	-
Students' Administrative Council	-	-	150.01	30.00	150.01	30.00	-	-	140.64	28.13	140.64	28.13
Athletics & Recreation	-	-	75.43	15.10	75.43	15.10	-	-	71.63	14.34	71.63	14.34
Hart House	-	-	117.45	23.48	117.45	23.48	-	-	109.96	21.99	109.96	21.99
Student Life Programs & Services	-	-	0.00	0.00	502.52	68.58	0.00	0.00	473.20	64.46	473.20	64.46
Total	0.00	0.00	502.52	68.58	502.52	68.58	0.00	0.00	473.20	64.46	473.20	64.46
Change From Previous Year			+9.2%	+10.4%	+9.2%	+10.4%			+8.1%	+7.7%	+8.1%	+7.7%
			Fall + Winter:		Full-time	1,005.04			Fall + Winter:		Full-time	946.40
					Part-time	137.16					Part-time	128.92

Note: TST students are also charged college incidental fees.

Transitional Year Program	Summer 2012		Fall 2012		Winter 2013		Summer 2011		Fall 2011		Winter 2012	
	0.00	0.00	0.00	0.00	0.00	0.00	0.00	0.00	0.00	0.00	0.00	
Student Association of the Transitional Year Program	-	-	15.00	0.00	15.00	0.00	-	-	15.00	0.00	15.00	0.00
Students' Administrative Council	-	-	159.63	-	159.63	-	-	-	150.97	-	150.97	-
Association of Part-time Undergraduate Students	-	-	-	92.55	-	92.55	-	-	-	86.12	-	86.12
U of T Community Radio	-	-	3.75	-	3.75	-	-	-	3.75	-	3.75	-
The Varsity	-	-	1.36	-	1.36	-	-	-	1.33	-	1.33	-
Athletics & Recreation	-	-	150.01	30.00	150.01	30.00	-	-	140.64	28.13	140.64	28.13
Hart House	-	-	75.43	15.10	75.43	15.10	-	-	71.63	14.34	71.63	14.34
Student Life Programs & Services	-	-	126.82	25.36	126.82	25.36	-	-	118.74	23.75	118.74	23.75
Total	0.00	0.00	532.00	163.01	532.00	163.01	0.00	0.00	502.06	152.34	502.06	152.34
Change From Previous Year			+8.9%	+13.5%	+8.9%	+13.5%			+7.7%	+9.5%	+7.7%	+9.5%
			Fall + Winter:		Full-time	1,064.00			Fall + Winter:		Full-time	1,004.12
					Part-time	326.02					Part-time	304.68

Compulsory Non-Academic Incidental Fees

OTHER PROGRAMS (continued)

Woodsworth College Certificate, Diploma, and Other Programs	Summer 2012		Fall 2012		Winter 2013		Summer 2011		Fall 2011		Winter 2012				
	Full-time	Part-time	Full-time	Part-time	Full-time	Part-time	Full-time	Part-time	Full-time	Part-time	Full-time	Part-time			
Woodsworth College Students' Association	15.00	15.00	7.50	7.50	7.50	7.50	15.00	15.00	7.50	7.50	7.50	7.50			
Students' Administrative Council	39.27	-	159.63	-	159.63	-	37.92	-	150.97	-	150.97	-			
Association of Part-time Undergraduate Students	-	18.23	-	92.55	-	92.55	-	18.12	-	86.12	-	86.12			
Arts & Science Students' Union	9.50	-	9.50	-	9.50	-	9.50	-	9.50	-	9.50	-			
U of T Community Radio	3.75	-	3.75	-	3.75	-	3.75	-	3.75	-	3.75	-			
The Varsity	1.33	-	1.36	-	1.36	-	1.29	-	1.33	-	1.33	-			
Athletics & Recreation	150.01	30.00	150.01	30.00	150.01	30.00	140.64	28.13	140.64	28.13	140.64	28.13			
Hart House	75.43	15.10	75.43	15.10	75.43	15.10	71.63	14.34	71.63	14.34	71.63	14.34			
Student Life Programs & Services	126.82	25.36	126.82	25.36	126.82	25.36	118.74	23.75	118.74	23.75	118.74	23.75			
Total	421.11	103.69	534.00	170.51	534.00	170.51	398.47	99.34	504.06	159.84	504.06	159.84			
Change From Previous Year	+9.8%	+7.0%	+9.3%	+12.8%	+9.3%	+12.8%	+7.5%	+5.1%	+8.1%	+9.1%	+8.1%	+9.1%			
				Fall + Winter:								Fall + Winter:			
				Full-time 1,068.00								Full-time 1,008.12			
				Part-time 341.02								Part-time 319.68			

GRADUATE STUDIES

Graduate Studies St. George	Summer 2012		Fall 2012		Winter 2013		Summer 2011		Fall 2011		Winter 2012				
	Full-time	Part-time	Full-time	Part-time	Full-time	Part-time	Full-time	Part-time	Full-time	Part-time	Full-time	Part-time			
Graduate Students' Union	-	42.49	233.00	99.98	233.00	99.98	-	41.40	222.98	94.81	222.98	94.81			
Athletics & Recreation	-	30.00	150.01	30.00	150.01	30.00	-	28.13	140.64	28.13	140.64	28.13			
Hart House	-	15.10	75.43	15.10	75.43	15.10	-	14.34	71.63	14.34	71.63	14.34			
Student Life Programs & Services	-	25.36	126.82	25.36	126.82	25.36	-	23.75	118.74	23.75	118.74	23.75			
Total	0.00	112.95	585.26	170.44	585.26	170.44	0.00	107.62	553.99	161.03	553.99	161.03			
Change From Previous Year		+8.0%	+9.5%	+12.5%	+9.5%	+12.5%		+5.4%	+7.1%	+13.1%	+7.1%	+13.1%			
				Fall + Winter:								Fall + Winter:			
				Full-time 1,170.52								Full-time 1,107.98			
				Part-time 340.88								Part-time 322.06			

Graduate Studies Mississauga	Summer 2012		Fall 2012		Winter 2013		Summer 2011		Fall 2011		Winter 2012				
	Full-time	Part-time	Full-time	Part-time	Full-time	Part-time	Full-time	Part-time	Full-time	Part-time	Full-time	Part-time			
Graduate Students' Union	-	42.49	233.00	99.98	233.00	99.98	-	41.40	222.98	94.81	222.98	94.81			
Physical Education & Athletics	-	32.04	160.21	32.04	160.21	32.04	-	32.04	160.21	32.04	160.21	32.04			
Athletics & Recreation	-	3.48	17.40	3.48	17.40	3.48	-	3.26	16.31	3.26	16.31	3.26			
Hart House	-	0.47	2.32	0.47	2.32	0.47	-	0.45	2.20	0.45	2.20	0.45			
Health Service	-	5.73	28.67	5.73	28.67	5.73	-	5.73	28.67	5.73	28.67	5.73			
Student Services	-	24.18	120.90	24.18	120.90	24.18	-	23.66	118.31	23.66	118.31	23.66			
Summer Shuttle Services	-	0.89	4.45	0.89	4.45	0.89	-	0.84	4.19	0.84	4.19	0.84			
Mississauga Transit U-Pass	-	0.00	72.10	0.00	72.10	0.00	-	0.00	65.75	0.00	65.75	0.00			
Mississauga Transit Summer U-Pass	-	0.00	47.58	0.00	47.58	0.00	-	0.00	0.00	0.00	0.00	0.00			
Total	0.00	109.28	686.63	166.77	686.63	166.77	0.00	107.38	618.62	160.79	618.62	160.79			
Change From Previous Year		+4.4%	+16.7%	+9.4%	+16.7%	+9.4%		+4.4%	+8.6%	+12.3%	+8.6%	+12.3%			
				Fall + Winter:								Fall + Winter:			
				Full-time 1,373.26								Full-time 1,237.24			
				Part-time 333.54								Part-time 321.58			

Graduate Studies Scarborough	Summer 2012		Fall 2012		Winter 2013		Summer 2011		Fall 2011		Winter 2012				
	Full-time	Part-time	Full-time	Part-time	Full-time	Part-time	Full-time	Part-time	Full-time	Part-time	Full-time	Part-time			
Graduate Students' Union	-	42.49	233.00	99.98	233.00	99.98	-	41.40	222.98	94.81	222.98	94.81			
Scarborough College Athletic Fee	-	22.61	113.07	22.61	113.07	22.61	-	21.54	107.69	21.54	107.69	21.54			
Athletics & Recreation	-	3.48	17.40	3.48	17.40	3.48	-	3.26	16.31	3.26	16.31	3.26			
Hart House	-	0.47	2.32	0.47	2.32	0.47	-	0.45	2.20	0.45	2.20	0.45			
Health Service	-	11.27	56.37	11.27	56.37	11.27	-	10.44	52.19	10.44	52.19	10.44			
Student Services	-	31.07	155.33	31.07	155.33	31.07	-	30.65	153.26	30.65	153.26	30.65			
Total	0.00	111.39	577.49	168.88	577.49	168.88	0.00	107.74	554.63	161.15	554.63	161.15			
Change From Previous Year		+6.7%	+8.2%	+11.6%	+8.2%	+11.6%		+8.0%	+9.7%	+15.1%	+9.7%	+15.1%			
				Fall + Winter:								Fall + Winter:			
				Full-time 1,154.98								Full-time 1,109.26			
				Part-time 337.76								Part-time 322.30			

Graduate Studies: Faculty of Information	Summer 2012		Fall 2012		Winter 2013		Summer 2011		Fall 2011		Winter 2012				
	Full-time	Part-time	Full-time	Part-time	Full-time	Part-time	Full-time	Part-time	Full-time	Part-time	Full-time	Part-time			
Technology Upgrade Fund	-	0.00	50.00	25.00	50.00	25.00	-	0.00	50.00	25.00	50.00	25.00			
Graduate Students' Union	-	42.49	233.00	99.98	233.00	99.98	-	41.40	222.98	94.81	222.98	94.81			
Athletics & Recreation	-	30.00	150.01	30.00	150.01	30.00	-	28.13	140.64	28.13	140.64	28.13			
Hart House	-	15.10	75.43	15.10	75.43	15.10	-	14.34	71.63	14.34	71.63	14.34			
Student Life Programs & Services	-	25.36	126.82	25.36	126.82	25.36	-	23.75	118.74	23.75	118.74	23.75			
Total	0.00	112.95	635.26	195.44	635.26	195.44	0.00	107.62	603.99	186.03	603.99	186.03			
Change From Previous Year		+8.0%	+8.7%	+10.7%	+8.7%	+10.7%		+5.4%	+6.5%	+11.1%	+6.5%	+11.1%			
				Fall + Winter:								Fall + Winter:			
				Full-time 1,270.52								Full-time 1,207.98			
				Part-time 390.88								Part-time 372.06			

Note: Master of Information students are also charged for the Master of Information Student Council.

Graduate Studies: Rotman School of Management MBA (Degree Students)	Summer 2012		Fall 2012		Winter 2013		Summer 2011		Fall 2011		Winter 2012				
	Full-time	Part-time	Full-time	Part-time	Full-time	Part-time	Full-time	Part-time	Full-time	Part-time	Full-time	Part-time			
Graduate Business Council	-	20.00	30.00	15.00	30.00	15.00	-	20.00	30.00	15.00	30.00	15.00			
Graduate Students' Union	-	42.49	233.00	99.98	233.00	99.98	-	41.40	222.98	94.81	222.98	94.81			
Athletics & Recreation	-	30.00	150.01	30.00	150.01	30.00	-	28.13	140.64	28.13	140.64	28.13			
Hart House	-	15.10	75.43	15.10	75.43	15.10	-	14.34	71.63	14.34	71.63	14.34			
Student Life Programs & Services	-	25.36	126.82	25.36	126.82	25.36	-	23.75	118.74	23.75	118.74	23.75			
Total	0.00	132.95	615.26	185.44	615.26	185.44	0.00	127.62	583.99	176.03	583.99	176.03			
Change From Previous Year		+6.7%	+9.0%	+11.4%	+9.0%	+11.4%		+4.5%	+6.7%	+11.8%	+6.7%	+11.8%			
				Fall + Winter:								Fall + Winter:			
				Full-time 1,230.52								Full-time 1,167.98			
				Part-time 370.88								Part-time 352.06			

Compulsory Non-Academic Incidental Fees

GRADUATE STUDIES (continued)

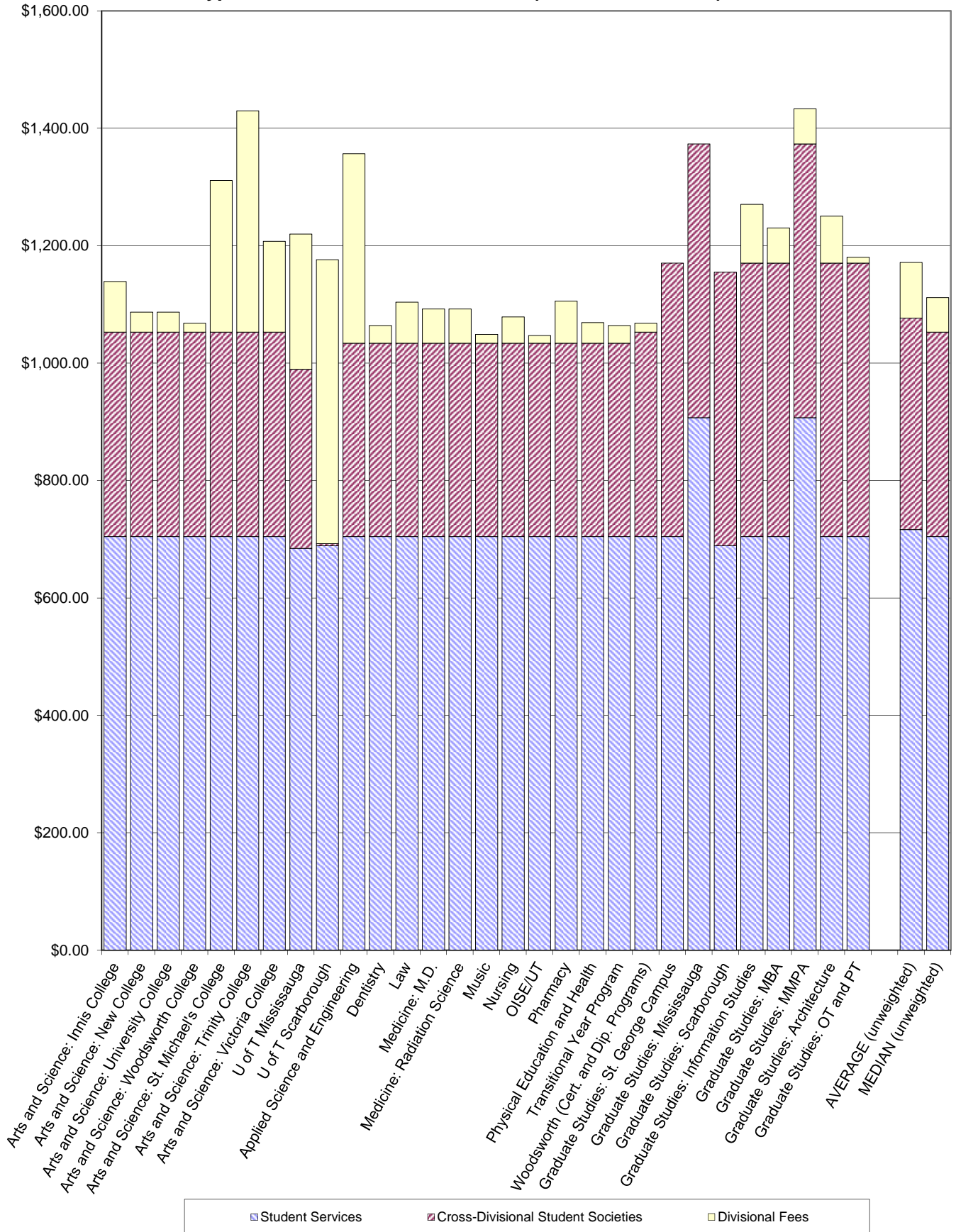
Graduate Studies: Rotman School of Management MBA (Special Students)	Summer 2012		Fall 2012		Winter 2013		Summer 2011		Fall 2011		Winter 2012				
	Full-time	Part-time	Full-time	Part-time	Full-time	Part-time	Full-time	Part-time	Full-time	Part-time	Full-time	Part-time			
Graduate Students' Union	-	-	233.00	-	233.00	-	-	-	222.98	-	222.98	-			
Athletics & Recreation	-	-	150.01	-	150.01	-	-	-	140.64	-	140.64	-			
Hart House	-	-	75.43	-	75.43	-	-	-	71.63	-	71.63	-			
Student Life Programs & Services	-	-	126.82	-	126.82	-	-	-	118.74	-	118.74	-			
Total	0.00	0.00	585.26	0.00	585.26	0.00	0.00	0.00	553.99	0.00	553.99	0.00			
Change From Previous Year			+9.5%		+9.5%				+7.1%		+7.1%				
				Fall + Winter:								Fall + Winter:			
				Full-time 1,170.52								Full-time 1,107.98			
				Part-time 0.00								Part-time 0.00			

Graduate Studies: Rotman School of Management Master of Management & Professional Accounting Student Council (Mississauga)	Full-time		Full-time		Full-time		Full-time		Full-time		Full-time				
	Full-time	Part-time	Full-time	Part-time	Full-time	Part-time	Full-time	Part-time	Full-time	Part-time	Full-time	Part-time			
Graduate Business Council	-	-	30.00	0.00	30.00	0.00	-	-	30.00	15.00	30.00	15.00			
Graduate Students' Union	-	-	233.00	99.98	233.00	99.98	-	-	222.98	94.81	222.98	94.81			
Physical Education & Athletics	-	-	160.21	32.04	160.21	32.04	-	-	160.21	32.04	160.21	32.04			
Athletics & Recreation	-	-	17.40	3.48	17.40	3.48	-	-	16.31	3.26	16.31	3.26			
Hart House	-	-	2.32	0.47	2.32	0.47	-	-	2.20	0.45	2.20	0.45			
Health Service	-	-	28.67	5.73	28.67	5.73	-	-	28.67	5.73	28.67	5.73			
Student Services	-	-	120.90	24.18	120.90	24.18	-	-	118.31	23.66	118.31	23.66			
Summer Shuttle Services	-	-	4.45	0.89	4.45	0.89	-	-	4.19	0.84	4.19	0.84			
Total	0.00	0.00	596.95	166.77	596.95	166.77	0.00	0.00	582.87	175.79	582.87	175.79			
Change From Previous Year			+5.0%	-0.4%	+5.0%	-0.4%			+5.8%	+11.1%	+5.8%	+11.1%			
				Fall + Winter:								Fall + Winter:			
				Full-time 1,193.90								Full-time 1,165.74			
				Part-time 333.54								Part-time 351.58			

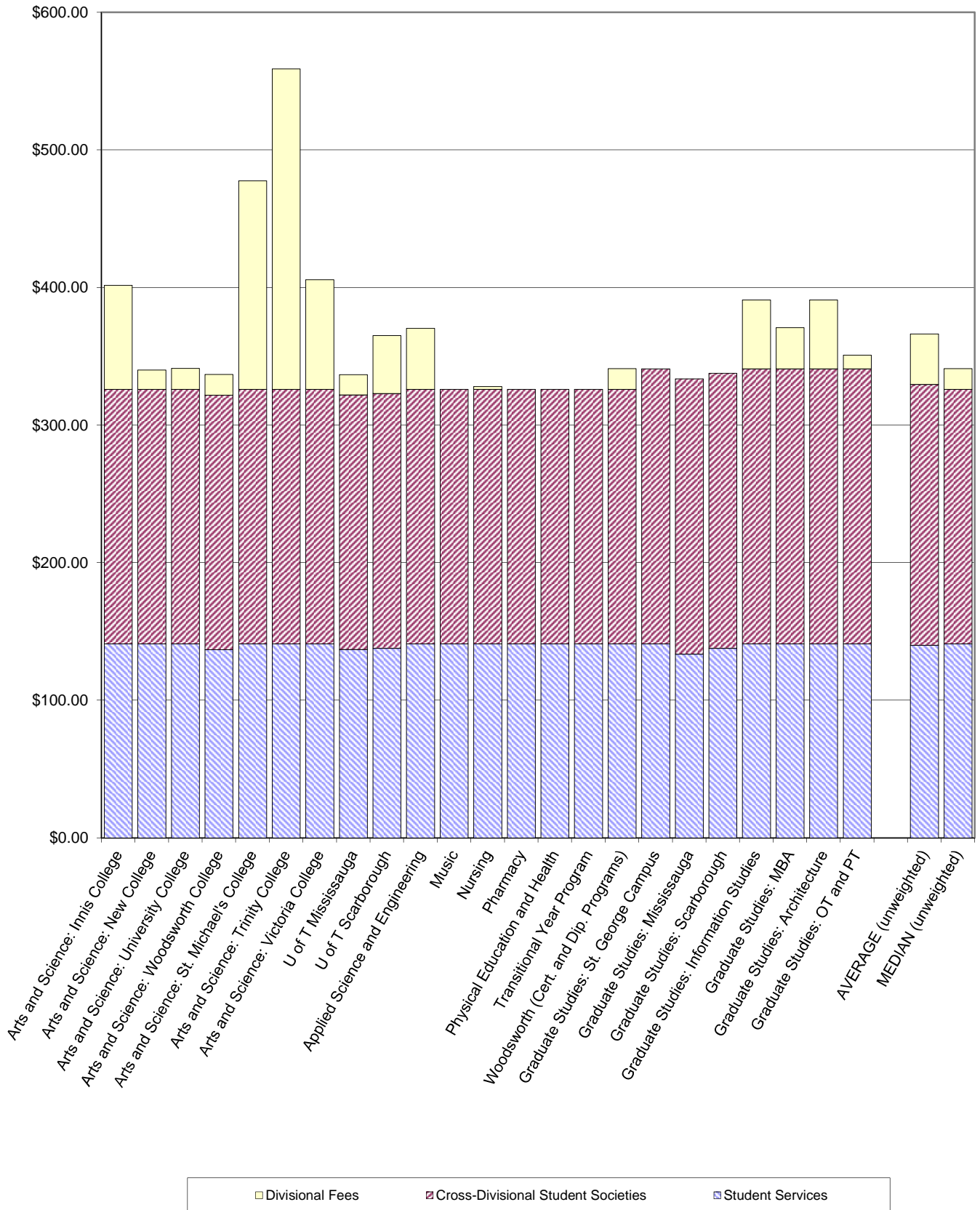
Graduate Studies: Architecture, Landscape & Design	Summer 2012		Fall 2012		Winter 2013		Summer 2011		Fall 2011		Winter 2012				
	Full-time	Part-time	Full-time	Part-time	Full-time	Part-time	Full-time	Part-time	Full-time	Part-time	Full-time	Part-time			
Graduate Architecture, Landscape & Design Student Union	-	0.00	40.00	25.00	40.00	25.00	-	0.00	40.00	25.00	40.00	25.00			
Graduate Students' Union	-	42.49	233.00	99.98	233.00	99.98	-	41.40	222.98	94.81	222.98	94.81			
Athletics & Recreation	-	30.00	150.01	30.00	150.01	30.00	-	28.13	140.64	28.13	140.64	28.13			
Hart House	-	15.10	75.43	15.10	75.43	15.10	-	14.34	71.63	14.34	71.63	14.34			
Student Life Programs & Services	-	25.36	126.82	25.36	126.82	25.36	-	23.75	118.74	23.75	118.74	23.75			
Total	0.00	112.95	625.26	195.44	625.26	195.44	0.00	107.62	593.99	186.03	593.99	186.03			
Change From Previous Year		+8.0%	+8.9%	+10.7%	+8.9%	+10.7%		+5.4%	+6.6%	+11.1%	+6.6%	+11.1%			
				Fall + Winter:								Fall + Winter:			
				Full-time 1,250.52								Full-time 1,187.98			
				Part-time 390.88								Part-time 372.06			

Graduate Studies Occupational Therapy and Physical Therapy	Summer 2012		Fall 2012		Winter 2013		Summer 2011		Fall 2011		Winter 2012				
	Full-time	Part-time	Full-time	Part-time	Full-time	Part-time	Full-time	Part-time	Full-time	Part-time	Full-time	Part-time			
Occupational Therapy & Physical Therapy Graduate Students Council	-	0.00	5.00	5.00	5.00	5.00	-	0.00	5.00	5.00	5.00	5.00			
Graduate Students' Union	-	42.49	233.00	99.98	233.00	99.98	-	41.40	222.98	94.81	222.98	94.81			
Athletics & Recreation	-	30.00	150.01	30.00	150.01	30.00	-	28.13	140.64	28.13	140.64	28.13			
Hart House	-	15.10	75.43	15.10	75.43	15.10	-	14.34	71.63	14.34	71.63	14.34			
Student Life Programs & Services	-	25.36	126.82	25.36	126.82	25.36	-	23.75	118.74	23.75	118.74	23.75			
Total	0.00	112.95	590.26	175.44	590.26	175.44	0.00	107.62	558.99	166.03	558.99	166.03			
Change From Previous Year		+8.0%	+9.4%	+12.1%	+9.4%	+12.1%		+5.4%	+7.0%	+12.6%	+7.0%	+12.6%			
				Fall + Winter:								Fall + Winter:			
				Full-time 1,180.52								Full-time 1,117.98			
				Part-time 350.88								Part-time 332.06			

Typical Fall/Winter Incidental Fees (Full-time Students)

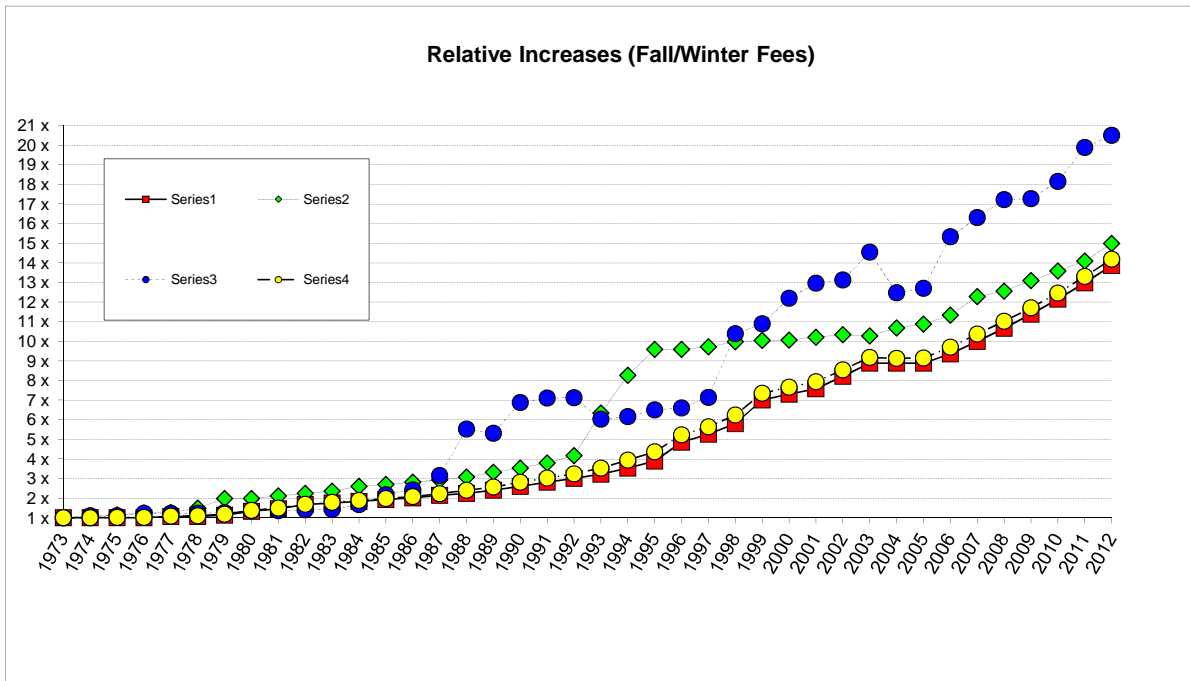
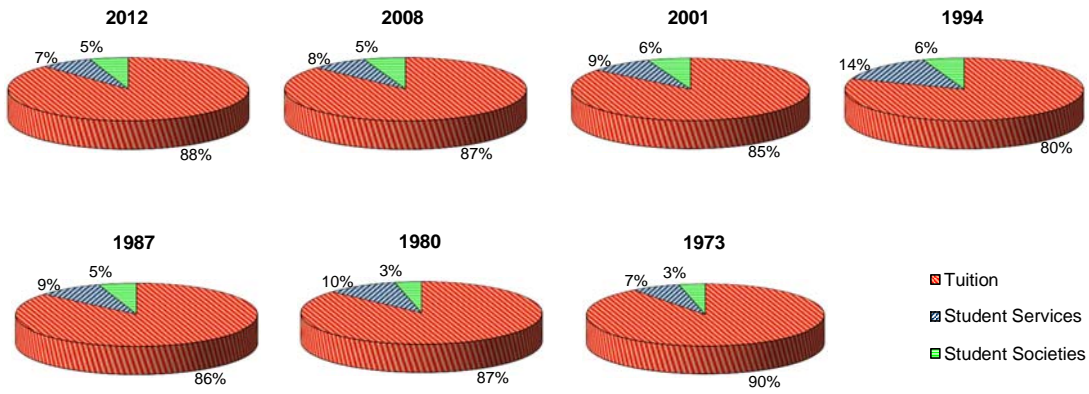


Typical Fall/Winter Incidental Fees (Part-time Students)



Typical Fall-Winter Full-time Student Fees Since 1973

Proportions of Fees



Note: Prior to 1996-97, tuition is derived from the total academic fees paid by either a full-time Applied Science and Engineering student or a full-time Arts & Science student with a course load of 5.0 FCE. Beginning in 1996-97, tuition is derived from the average paid by a full-time year 1 Applied Science and Engineering student and a full-time Arts & Science student with a course load of 5.0 FCE. Student society fees are derived from the average of the fees charged to University College and Applied Science and Engineering students.

Compulsory Non-Academic Incidental Fees

Schedule 1: Student Society Fees

Student Societies	Summer 2012		Fall 2012		Winter 2013		Summer 2011		Fall 2011		Winter 2012	
	Full-time	Part-time	Full-time	Part-time	Full-time	Part-time	Full-time	Part-time	Full-time	Part-time	Full-time	Part-time
Arts & Science Students' Union												
Society	9.50		9.50		9.50		9.50		9.50		9.50	
TOTAL	\$9.50	\$0.00	\$9.50	\$0.00	\$9.50	\$0.00	\$9.50	\$0.00	\$9.50	\$0.00	\$9.50	\$0.00
Change From Previous Year	+0.0%		+0.0%		+0.0%		+26.7%		+26.7%		+26.7%	
	+0.00		+0.00		+0.00		+2.00		+2.00		+2.00	
Association of Part-time Undergraduate Students												
Society		13.65		13.65		13.65		13.65		13.65		13.65
Ontario Public Interest Research Group (refundable)		1.00		0.50		0.50		1.00		0.50		0.50
Canadian Federation of Students (CFS) & CFS-Ontario (cost of living increases permitted without referendum - approved fall 2002)		3.58		3.65		3.65		3.47		3.58		3.58
Accident & Prescription Drug Insurance Plan (including sales tax; refundable; increases up to 10% permitted without referendum - approved spring 1994)				40.75		40.75				37.28		37.28
Dental Plan (including sales tax; refundable; increases up to 10% permitted without referendum - approved spring of 2005)				34.00		34.00				31.11		31.11
TOTAL	\$0.00	\$18.23	\$0.00	\$92.55	\$0.00	\$92.55	\$0.00	\$18.12	\$0.00	\$86.12	\$0.00	\$86.12
Change From Previous Year		+0.6%		+7.5%		+7.5%		+0.2%		+7.9%		+7.9%
		+0.11		+6.43		+6.43		+0.04		+6.33		+6.33
Dental Students' Society												
Society (cost of living increases permitted without referendum - approved spring 1994)			15.00		15.00				15.00		15.00	
TOTAL	\$0.00	\$0.00	\$15.00	\$0.00	\$15.00	\$0.00	\$0.00	\$0.00	\$15.00	\$0.00	\$15.00	\$0.00
Change From Previous Year			+0.0%		+0.0%				+0.0%		+0.0%	
			+0.00		+0.00				+0.00		+0.00	
Engineering Society												
Society (cost of living increases permitted without referendum - approved spring 1991) – See Note 1			23.52	22.11	23.52	22.11			23.06	21.68	23.06	21.68
Engineering Athletic Association			4.50		4.50				4.50		4.50	
Formula SAE Racing Team (through 2012-13; referendum required for continuation)			2.75		2.75				2.75		2.75	
Blue Sky Solar Car Team (through 2011-12; referendum required for continuation)			0.00		0.00				2.75		2.75	
Special Projects Levy (through 2012-13; referendum required for continuation)			75.00		75.00				75.00		75.00	
Human Powered Vehicle Design (through 2012-13; referendum required for continuation)			1.25		1.25				1.25		1.25	
Engineers Without Borders (through 2012-13; referendum required for continuation)			1.25		1.25				1.25		1.25	
Concrete Canoe Team (through 2011-12; referendum required for continuation)			0.00		0.00				1.63		1.63	
Endowment Fund (through 2012-13; referendum required for continuation)			50.00		50.00				50.00		50.00	
Robotics Association (through 2012-13; referendum required for continuation)			1.25		1.25				1.25		1.25	
Skule Night (through 2013-14; referendum required for continuation)			1.95		1.95							
TOTAL	\$0.00	\$0.00	\$161.47	\$22.11	\$161.47	\$22.11	\$0.00	\$0.00	\$163.44	\$21.68	\$163.44	\$21.68
Change From Previous Year			-1.2%	+2.0%	-1.2%	+2.0%			+32.4%	+3.3%	+32.4%	+3.3%
			-1.97	+0.43	-1.97	+0.43			+39.99	+0.69	+39.99	+0.69
Erindale Part-time Undergraduate Students												
Society		2.00		1.00		1.00		0.00		0.00		0.00
Student Centre Levy		3.75		3.75		3.75		3.75		3.75		3.75
Mississauga Transit U-Pass (different amount for summer compared to fall and winter; increases up to 9% permitted without referendum - current provisions approved spring of 2012) - See Note 2		88.20		0.00		0.00						
TOTAL	\$0.00	\$93.95	\$0.00	\$4.75	\$0.00	\$4.75	\$0.00	\$3.75	\$0.00	\$3.75	\$0.00	\$3.75
Change From Previous Year		+90.20		\$8.50		\$8.50		+0.0%		+0.0%		+0.0%
				+1.00		+1.00		+0.00		+0.00		+0.00
Graduate Business Council												
Society (cost of living increases permitted without referendum - approved spring 2006)		20.00	30.00	15.00	30.00	15.00		20.00	30.00	15.00	30.00	15.00
TOTAL	\$0.00	\$20.00	\$30.00	\$15.00	\$30.00	\$15.00	\$0.00	\$20.00	\$30.00	\$15.00	\$30.00	\$15.00
Change From Previous Year		+0.0%	+0.0%	+0.0%	+0.0%	+0.0%		+0.0%	+0.0%	+0.0%	+0.0%	+0.0%
		+0.00	+0.00	+0.00	+0.00	+0.00		+0.00	+0.00	+0.00	+0.00	+0.00
Graduate Architecture, Landscape & Design Student Union												
Society			40.00	25.00	40.00	25.00			40.00	25.00	40.00	25.00
TOTAL	\$0.00	\$0.00	\$40.00	\$25.00	\$40.00	\$25.00	\$0.00	\$0.00	\$40.00	\$25.00	\$40.00	\$25.00
Change From Previous Year			+0.0%	+0.0%	+0.0%	+0.0%			+0.0%	+0.0%	+0.0%	+0.0%
			+0.00	+0.00	+0.00	+0.00			+0.00	+0.00	+0.00	+0.00

Compulsory Non-Academic Incidental Fees

Student Societies	Summer 2012		Fall 2012		Winter 2013		Summer 2011		Fall 2011		Winter 2012	
	Full-time	Part-time	Full-time	Part-time	Full-time	Part-time	Full-time	Part-time	Full-time	Part-time	Full-time	Part-time
Graduate Students' Union												
Society (cost of living increases permitted without referendum - approved spring 1990)		30.26	30.86	15.43	30.86	15.43		29.30	30.26	15.13	30.26	15.13
Canadian Federation of Students (CFS) & CFS-Ontario (cost of living increases permitted without referendum - approved spring 1998)		7.48	7.70	3.85	7.70	3.85		7.35	7.48	3.74	7.48	3.74
Ontario Public Interest Research Group (refundable)		2.50	2.50	1.25	2.50	1.25		2.50	2.50	1.25	2.50	1.25
Downtown Legal Services (refundable)		1.50	1.50	0.75	1.50	0.75		1.50	1.50	0.75	1.50	0.75
Women's Centre (refundable)		0.50	0.50	0.25	0.50	0.25		0.50	0.50	0.25	0.50	0.25
Bikechain (refundable)		0.25	0.50	0.25	0.50	0.25		0.25	0.50	0.25	0.50	0.25
U of T Environmental Resource Network (refundable)			0.25	0.13	0.25	0.13						
Toronto Sustainable Food Co-operative (refundable)			0.50	0.25	0.50	0.25						
Supplementary Health Coverage (including administration fee and sales tax; refundable; increases up to health industry index permitted without referendum - current provisions approved spring 1999)			110.87		110.87				106.80		106.80	
Dental Plan (including administration fee and sales tax; refundable; increases up to dental industry index permitted without referendum - current provisions approved spring 2006)			77.82	77.82	77.82	77.82			73.44	73.44	73.44	73.44
TOTAL	\$0.00	\$42.49	\$233.00	\$99.98	\$233.00	\$99.98	\$0.00	\$41.40	\$222.98	\$94.81	\$222.98	\$94.81
Change From Previous Year		+2.6%	+4.5%	+5.5%	+4.5%	+5.5%		+1.5%	+3.5%	+8.1%	+3.5%	+8.1%
		+1.09	+10.02	+5.17	+10.02	+5.17		+0.63	+7.57	+7.10	+7.57	+7.10
Master of Information Student Council												
Society			12.50	6.25	12.50	6.25			12.50	6.25	12.50	6.25
Technology Upgrade Fund (through 2012-13; referendum required for continuation)			50.00	25.00	50.00	25.00			50.00	25.00	50.00	25.00
TOTAL	\$0.00	\$0.00	\$62.50	\$31.25	\$62.50	\$31.25	\$0.00	\$0.00	\$62.50	\$31.25	\$62.50	\$31.25
Change From Previous Year			+0.0%	+0.0%	+0.0%	+0.0%			+0.0%	+0.0%	+0.0%	+0.0%
			+0.00	+0.00	+0.00	+0.00			+0.00	+0.00	+0.00	+0.00
Faculty of Information Doctoral Students Association												
Technology Upgrade Fund (through 2012-13; referendum required for continuation)			50.00	25.00	50.00	25.00			50.00	25.00	50.00	25.00
TOTAL	\$0.00	\$0.00	\$50.00	\$25.00	\$50.00	\$25.00	\$0.00	\$0.00	\$50.00	\$25.00	\$50.00	\$25.00
Change From Previous Year			+0.0%	+0.0%	+0.0%	+0.0%			+0.0%	+0.0%	+0.0%	+0.0%
			+0.00	+0.00	+0.00	+0.00			+0.00	+0.00	+0.00	+0.00
Museum Studies Graduate Student Association												
Technology Upgrade Fund (through 2012-13; referendum required for continuation)			50.00	25.00	50.00	25.00			50.00	25.00	50.00	25.00
TOTAL	\$0.00	\$0.00	\$50.00	\$25.00	\$50.00	\$25.00	\$0.00	\$0.00	\$50.00	\$25.00	\$50.00	\$25.00
Change From Previous Year			+0.0%	+0.0%	+0.0%	+0.0%			(new)	(new)	(new)	(new)
			+0.00	+0.00	+0.00	+0.00						
Innis College Student Society												
Society (cost of living increases permitted without referendum - approved spring 2000)			27.03	27.03	27.03	27.03			26.50	26.50	26.50	26.50
Refugee Student Fund			3.50	3.50	3.50	3.50			3.50	3.50	3.50	3.50
Town Hall			5.00	5.00	5.00	5.00						
TOTAL	\$0.00	\$0.00	\$35.53	\$35.53	\$35.53	\$35.53	\$0.00	\$0.00	\$30.00	\$30.00	\$30.00	\$30.00
Change From Previous Year			+18.4%	+18.4%	+18.4%	+18.4%			+36.8%	+36.8%	+36.8%	+36.8%
			+5.53	+5.53	+5.53	+5.53			+8.07	+8.07	+8.07	+8.07
Innis College Student Society (First Year Students)												
Society (cost of living increases permitted without referendum - approved spring 2000)			27.03	27.03	27.03	27.03			26.50	26.50	26.50	26.50
Refugee Student Fund			3.50	3.50	3.50	3.50			3.50	3.50	3.50	3.50
Orientation (cost of living increases permitted without referendum - approved spring 2011)			51.00	51.00	51.00	51.00			50.00	50.00	50.00	50.00
			5.00	5.00	5.00	5.00						
TOTAL	\$0.00	\$0.00	\$86.53	\$86.53	\$86.53	\$86.53	\$0.00	\$0.00	\$80.00	\$80.00	\$80.00	\$80.00
Change From Previous Year			+8.2%	+8.2%	+8.2%	+8.2%			+264.8%	+264.8%	+264.8%	+264.8%
			+6.53	+6.53	+6.53	+6.53			+58.07	+58.07	+58.07	+58.07
Master of Management & Professional Accounting Student Council (MMPASC)												
Society			30.00		30.00							
TOTAL	\$0.00	\$0.00	\$30.00	\$0.00	\$30.00	\$0.00						
Change From Previous Year			(new)		(new)							
Medical Radiation Sciences Society (MRSS)												
Society			12.50		12.50				12.50		12.50	
TOTAL	\$0.00	\$0.00	\$12.50	\$0.00	\$12.50	\$0.00	\$0.00	\$0.00	\$12.50	\$0.00	\$12.50	\$0.00
Change From Previous Year			+0.0%		+0.0%				+0.0%		+0.0%	
			+0.00		+0.00				+0.00		+0.00	
Medical Society												
Society			23.77		23.77				23.77		23.77	
Canadian Federation of Medical Students			5.50		5.50				5.50		5.50	
TOTAL	\$0.00	\$0.00	\$29.27	\$0.00	\$29.27	\$0.00	\$0.00	\$0.00	\$29.27	\$0.00	\$29.27	\$0.00
Change From Previous Year			+0.0%		+0.0%				+0.0%		+0.0%	
			+0.00		+0.00				+0.00		+0.00	

Compulsory Non-Academic Incidental Fees

Student Societies	Summer 2012		Fall 2012		Winter 2013		Summer 2011		Fall 2011		Winter 2012	
	Full-time	Part-time	Full-time	Part-time	Full-time	Part-time	Full-time	Part-time	Full-time	Part-time	Full-time	Part-time
The Medium Society			3.63	1.21	3.63	1.21			3.63	1.21	3.63	1.21
TOTAL	\$0.00	\$0.00	\$3.63	\$1.21	\$3.63	\$1.21	\$0.00	\$0.00	\$3.63	\$1.21	\$3.63	\$1.21
Change From Previous Year			+0.0%	+0.0%	+0.0%	+0.0%			+0.0%	+0.0%	+0.0%	+0.0%
			+0.00	+0.00	+0.00	+0.00			+0.00	+0.00	+0.00	+0.00
U of T at Mississauga Athletics Council Society	2.77	2.77	4.30	1.39	4.30	1.39	2.77	2.77	4.30	1.39	4.30	1.39
TOTAL	\$2.77	\$2.77	\$4.30	\$1.39	\$4.30	\$1.39	\$2.77	\$2.77	\$4.30	\$1.39	\$4.30	\$1.39
Change From Previous Year	+0.0%	+0.0%	+0.0%	+0.0%	+0.0%	+0.0%	+0.0%	+0.0%	+0.0%	+0.0%	+0.0%	+0.0%
	+0.00	+0.00	+0.00	+0.00	+0.00	+0.00	+0.00	+0.00	+0.00	+0.00	+0.00	+0.00
Erindale College Student Union (operating as the U of T Mississauga Students' Union)												
Society (cost of living increases permitted without referendum - approved spring 2006)	13.28		13.54		13.54		12.86		13.28		13.28	
Student Centre Levy	12.50		12.50		12.50		12.50		12.50		12.50	
On Campus First Aid Emergency Response (cost of living increases permitted without referendum - approved spring 2011)												
Blind Duck Pub (refundable)	0.50		0.51		0.51		0.20		0.50		0.50	
Club Funding and Resources	3.25		3.25		3.25		3.25		3.25		3.25	
Mississauga Transit Upass (different amount for summer compared to fall and winter; increases up to 9% permitted without referendum - current provisions approved fall of 2010)	1.26		1.26		1.26		1.26		1.26		1.26	
Academic Societies (cost of living increases permitted without referendum - approved spring 2007)	94.28		71.67		71.67		86.50		65.75		65.75	
Food Bank (cost of living increases permitted without referendum - approved spring 2009)	0.96		0.98		0.98		0.93		0.96		0.96	
Student Refugee Program (cost of living increases permitted without referendum - approved spring 2009)			0.54		0.54				0.53		0.53	
			1.06		1.06				1.04		1.04	
TOTAL	\$126.03	\$0.00	\$105.31	\$0.00	\$105.31	\$0.00	\$117.50	\$0.00	\$99.07	\$0.00	\$99.07	\$0.00
Change From Previous Year	+7.3%		+6.3%		+6.3%		+281.0%		+20.7%		+20.7%	
	+8.53		+6.24		+6.24		+86.66		+16.98		+16.98	
Music Undergraduate Society Society			7.50		7.50				7.50		7.50	
TOTAL	\$0.00	\$0.00	\$7.50	\$0.00	\$7.50	\$0.00	\$0.00	\$0.00	\$7.50	\$0.00	\$7.50	\$0.00
Change From Previous Year			+0.0%		+0.0%				+0.0%		+0.0%	
			+0.00		+0.00				+0.00		+0.00	
New College Student Council Society			16.00	6.00	16.00	6.00			16.00	6.00	16.00	6.00
Admission Scholarships			1.00	1.00	1.00	1.00			1.00	1.00	1.00	1.00
Computing Facilities and Capital Fund (through 2011-12; referendum required for continuation)			0.00	0.00	0.00	0.00			10.00	5.00	10.00	5.00
TOTAL	\$0.00	\$0.00	\$17.00	\$7.00	\$17.00	\$7.00	\$0.00	\$0.00	\$27.00	\$12.00	\$27.00	\$12.00
Change From Previous Year			-37.0%	-41.7%	-37.0%	-41.7%			+0.0%	+0.0%	+0.0%	+0.0%
			-10.00	-5.00	-10.00	-5.00			+0.00	+0.00	+0.00	+0.00
Nursing Undergraduate Society Society			17.34		17.34				17.00		17.00	
Canadian Nursing Students Association (increasing to \$5.00 per session full-time beginning fall 2012)			5.00	1.00	5.00	1.00			2.50	1.00	2.50	1.00
TOTAL	\$0.00	\$0.00	\$22.34	\$1.00	\$22.34	\$1.00	\$0.00	\$0.00	\$19.50	\$1.00	\$19.50	\$1.00
Change From Previous Year			+14.6%	+0.0%	+14.6%	+0.0%			+0.0%	+0.0%	+0.0%	+0.0%
			+2.84	+0.00	+2.84	+0.00			+0.00	+0.00	+0.00	+0.00
Undergraduate Pharmacy Society Society			20.00		20.00				20.00		20.00	
Canadian Association of Pharmacy Students and Interns			7.50		7.50				7.50		7.50	
Graduation Events			8.50		8.50				8.50		8.50	
TOTAL	\$0.00	\$0.00	\$36.00	\$0.00	\$36.00	\$0.00	\$0.00	\$0.00	\$36.00	\$0.00	\$36.00	\$0.00
Change From Previous Year			+0.0%		+0.0%				+0.0%		+0.0%	
			+0.00		+0.00				+0.00		+0.00	
Occupational Therapy & Physical Therapy Graduate Students Council Society			5.00	5.00	5.00	5.00			5.00	5.00	5.00	5.00
TOTAL	\$0.00	\$0.00	\$5.00	\$5.00	\$5.00	\$5.00	\$0.00	\$0.00	\$5.00	\$5.00	\$5.00	\$5.00
Change From Previous Year			+0.0%	+0.0%	+0.0%	+0.0%			+0.0%	+0.0%	+0.0%	+0.0%
			+0.00	+0.00	+0.00	+0.00			+0.00	+0.00	+0.00	+0.00
Physical Education & Health Undergraduate Association Society			17.50		17.50				17.50		17.50	
TOTAL	\$0.00	\$0.00	\$17.50	\$0.00	\$17.50	\$0.00	\$0.00	\$0.00	\$17.50	\$0.00	\$17.50	\$0.00
Change From Previous Year			+0.0%		+0.0%				+0.0%		+0.0%	
			+0.00		+0.00				+0.00		+0.00	
Scarborough College Athletic Association Society			3.50		3.50				3.50		3.50	
TOTAL	\$0.00	\$0.00	\$3.50	\$0.00	\$3.50	\$0.00	\$0.00	\$0.00	\$3.50	\$0.00	\$3.50	\$0.00
Change From Previous Year			+0.0%		+0.0%				+0.0%		+0.0%	
			+0.00		+0.00				+0.00		+0.00	
Scarborough Campus Community Radio (Fusion Radio) Society			4.85		4.85				4.85		4.85	
Society (cost of living increases permitted without referendum - approved spring 2007; begin charging fee during summer beginning summer 2012)												
TOTAL	\$0.00	\$0.00	\$4.85	\$0.00	\$4.85	\$0.00	\$0.00	\$0.00	\$4.85	\$0.00	\$4.85	\$0.00
Change From Previous Year			+0.0%		+0.0%				+35.1%		+35.1%	
			+0.00		+0.00				+1.26		+1.26	

Compulsory Non-Academic Incidental Fees

Student Societies	Summer 2012		Fall 2012		Winter 2013		Summer 2011		Fall 2011		Winter 2012	
	Full-time	Part-time	Full-time	Part-time	Full-time	Part-time	Full-time	Part-time	Full-time	Part-time	Full-time	Part-time
Scarborough Campus Students' Union												
Society (cost of living increases permitted without referendum – approved fall 2002)	23.91	1.31	24.39	1.34	24.39	1.34	23.91	1.31	23.91	1.31	23.91	1.31
Refugee Student Program (through 2012-13; SCSU Board approval of continuation)	0.75	0.25	0.75	0.25	0.75	0.25	0.75	0.25	0.75	0.25	0.75	0.25
Student Centre (cost of living increases permitted without referendum - approved spring 2001)	35.64	10.68	36.35	10.89	36.35	10.89	34.91	10.46	35.64	10.68	35.64	10.68
Women's Centre (refundable)	1.50		1.50		1.50		1.50		1.50		1.50	
Downtown Legal Services (refundable)	0.50		0.50		0.50		0.50		0.50		0.50	
Orientation (refundable)	0.50		0.50		0.50		0.50		0.50		0.50	
Blue Sky Solar Car Team (refundable)	0.13		0.13		0.13		0.13		0.13		0.13	
Day Care Subsidy (refundable)	0.50		0.50		0.50		0.50		0.50		0.50	
Wheelchair Accessibility Projects	1.00		1.00		1.00		1.00		1.00		1.00	
Refugee Student Fund	0.30		0.30		0.30		0.30		0.30		0.30	
Health Initiatives in Developing Countries (refundable)	0.25		0.25		0.25		0.25		0.25		0.25	
Foster Children Program	0.05		0.05		0.05		0.05		0.05		0.05	
U of T Environmental Resource Network (refundable)	0.25		0.25		0.25		0.25		0.25		0.25	
Canadian Federation of Students (CFS) & CFS-Ontario (cost of living increases permitted without referendum - approved fall 2002)	7.14		7.28		7.28		6.91		7.14		7.14	
Frontier College Students for Literacy - UTSC (refundable; fall and winter only)	0.00	0.00	0.50	0.10	0.50	0.10	0.00	0.00	0.50	0.10	0.50	0.10
UTSC Sports & Recreation Complex Levy (increases up to 4% permitted without referendum - approved spring of 2010; increased to \$140.00 full-time/\$28.00 part-time in summer 2014 through summer 2039)	41.60	8.32	43.26	8.49	43.26	8.49	40.00	8.00	41.60	8.32	41.60	8.32
Accident & Prescription Drug Insurance Plan (including administration fee and sales tax; refundable; increases up to 10% permitted without referendum - current provisions approved spring of 1998)			51.49		51.49				47.11		47.11	
Dental Plan (including administration fee and sales tax; refundable; increases up to 10% permitted without referendum - approved spring of 1998)			60.94		60.94				55.76		55.76	
TOTAL	\$114.02	\$20.56	\$229.94	\$21.07	\$229.94	\$21.07	\$111.46	\$20.02	\$217.39	\$20.66	\$217.39	\$20.66
Change From Previous Year	+2.3%	+2.7%	+5.8%	+2.0%	+5.8%	+2.0%	+0.7%	+0.7%	+5.0%	+2.7%	+3.5%	+2.7%
	+2.56	+0.54	+12.55	+0.41	+12.55	+0.41	+0.77	+0.14	+10.38	+0.54	+7.30	+0.54
Scarborough College Students' Press (The Underground)												
Society			3.50		3.50				3.50		3.50	
TOTAL	\$0.00	\$0.00	\$3.50	\$0.00	\$3.50	\$0.00	\$0.00	\$0.00	\$3.50	\$0.00	\$3.50	\$0.00
Change From Previous Year			+0.0%		+0.0%				+0.0%		+0.0%	
			+0.00		+0.00				+0.00		+0.00	
Student Teachers' Union												
Society			6.50		6.50				6.50		6.50	
Teacher Employment Preparation Centre			0.00		0.00				0.00		0.00	
TOTAL	\$0.00	\$0.00	\$6.50	\$0.00	\$6.50	\$0.00	\$0.00	\$0.00	\$6.50	\$0.00	\$6.50	\$0.00
Change From Previous Year			+0.0%		+0.0%				+0.0%		+0.0%	
			+0.00		+0.00				+0.00		+0.00	
Students' Administrative Council (operating as the University of Toronto Students' Union, UTSU) - St. George Campus												
Society (cost of living increases permitted without referendum - approved spring 1991)	17.00		17.34		17.34		16.46		17.00		17.00	
Women's Centre (refundable)	1.50		1.50		1.50		1.50		1.50		1.50	
Sexual Education & Peer Counselling Centre (refundable)	0.25		0.25		0.25		0.25		0.25		0.25	
Downtown Legal Services (refundable)	1.50		1.50		1.50		1.50		1.50		1.50	
Ontario Public Interest Research Group (refundable)	0.50		0.50		0.50		0.50		0.50		0.50	
Orientation (refundable)	0.50		0.50		0.50		0.50		0.50		0.50	
Blue Sky Solar Racing Car Team (refundable)	0.13		0.13		0.13		0.13		0.13		0.13	
Day Care Subsidy (refundable)	0.50		0.50		0.50		0.50		0.50		0.50	
Wheelchair Accessibility Projects	1.00		1.00		1.00		1.00		1.00		1.00	
Student Refugee Program (cost of living increases permitted without referendum - approved spring 2007)	0.65		0.66		0.66		0.63		0.65		0.65	
Health Initiatives in Developing Countries (refundable)	0.25		0.25		0.25		0.25		0.25		0.25	
Foster Children Program	0.05		0.05		0.05		0.05		0.05		0.05	
U of T Environmental Resource Network (refundable)	0.50		0.50		0.50		0.50		0.50		0.50	
BikeShare (refundable)	0.25		0.25		0.25		0.25		0.25		0.25	
Students for Barrier Free Access (refundable)	1.00		1.00		1.00		1.00		1.00		1.00	
Cinema Studies Students' Union (refundable)	0.25		0.25		0.25		0.25		0.25		0.25	
Canadian Federation of Students (CFS) & CFS-Ontario (cost of living increases permitted without referendum - approved fall 2002)	7.14		7.28		7.28		6.91		7.14		7.14	
Radical Roots (refundable)	0.15		0.15		0.15		0.15		0.15		0.15	
Student Commons (increasing to \$20.75 beginning in the session in which the Student Commons opens and continuing for a maximum of 25 years; increases up to 10% permitted without referendum - approved fall 2007)	6.15		6.77		6.77		5.59		6.15		6.15	
Accident & Prescription Drug Insurance Plan (including administration fee and sales tax; refundable; increases up to 10% permitted without referendum - current provisions approved spring of 1998)			62.73		62.73				60.32		60.32	
Dental Plan (including administration fee and sales tax; refundable; increases up to 10% permitted without referendum - approved spring of 1998)			56.52		56.52				51.38		51.38	
TOTAL	\$39.27	\$0.00	\$159.63	\$0.00	\$159.63	\$0.00	\$37.92	\$0.00	\$150.97	\$0.00	\$150.97	\$0.00
Change From Previous Year	+3.6%		+5.7%		+5.7%		+2.2%		+0.9%		+0.9%	
	+1.35		+8.66		+8.66		+0.80		+1.35		+1.35	

Compulsory Non-Academic Incidental Fees

Student Societies	Summer 2012		Fall 2012		Winter 2013		Summer 2011		Fall 2011		Winter 2012	
	Full-time	Part-time	Full-time	Part-time	Full-time	Part-time	Full-time	Part-time	Full-time	Part-time	Full-time	Part-time
Students' Administrative Council (operating as the University of Toronto Students' Union, UTSU) - Mississauga												
Society (cost of living increases permitted without referendum - approved spring 1991)	17.00		17.34		17.34		16.46		17.00		17.00	
Women's Centre (refundable)	0.50		0.50		0.50		0.50		0.50		0.50	
UTM Sexual Education Centre (refundable)	1.00		1.00		1.00		1.00		1.00		1.00	
UTM Women's Centre (refundable)	1.00		1.00		1.00		1.00		1.00		1.00	
Downtown Legal Services (refundable)	0.50		0.50		0.50		0.50		0.50		0.50	
Orientation (refundable)	0.50		0.50		0.50		0.50		0.50		0.50	
Blue Sky Solar Racing Car Team (refundable)	0.13		0.13		0.13		0.13		0.13		0.13	
Day Care Subsidy (refundable)	0.50		0.50		0.50		0.50		0.50		0.50	
Wheelchair Accessibility Projects	1.00		1.00		1.00		1.00		1.00		1.00	
Student Refugee Program (cost of living increases permitted without referendum - approved spring 2007)	0.65		0.66		0.66		0.63		0.65		0.65	
Health Initiatives in Developing Countries (refundable)	0.25		0.25		0.25		0.25		0.25		0.25	
Foster Children Program	0.05		0.05		0.05		0.05		0.05		0.05	
U of T Environmental Resource Network (refundable)	0.50		0.50		0.50		0.50		0.50		0.50	
Canadian Federation of Students (CFS) & CFS-Ontario (cost of living increases permitted without referendum - approved fall 2002)	7.14		7.28		7.28		6.91		7.14		7.14	
Radical Roots (refundable)	0.15		0.15		0.15		0.15		0.15		0.15	
Accident & Prescription Drug Insurance Plan (including administration fee and sales tax; refundable; increases up to 10% permitted without referendum - current provisions approved spring of 1998)			62.73		62.73				60.32		60.32	
Dental Plan (including administration fee and sales tax; refundable; increases up to 10% permitted without referendum - approved spring of 1998)			56.52		56.52				51.38		51.38	
TOTAL	\$30.87	\$0.00	\$150.61	\$0.00	\$150.61	\$0.00	\$30.08	\$0.00	\$142.57	\$0.00	\$142.57	\$0.00
Change From Previous Year	+2.6%		+5.6%		+5.6%		+1.0%		+0.6%		+0.6%	
	+0.79		+8.04		+8.04		+0.29		+0.79		+0.79	
Students' Law Society (All Except First Year J.D. Students)												
Society			20.00		20.00				20.00		20.00	
Public Interest Advocacy Summer Employment Program (refundable)			15.00		15.00				15.00		15.00	
TOTAL	\$0.00	\$0.00	\$35.00	\$0.00	\$35.00	\$0.00	\$0.00	\$0.00	\$35.00	\$0.00	\$35.00	\$0.00
Change From Previous Year			+0.0%		+0.0%				+0.0%		+0.0%	
			+0.00		+0.00				+0.00		+0.00	
Students' Law Society (First Year J.D. Students)												
Society			20.00		20.00				20.00		20.00	
Public Interest Advocacy Summer Employment Program (refundable)			15.00		15.00				15.00		15.00	
Orientation			25.00		25.00				25.00		25.00	
TOTAL	\$0.00	\$0.00	\$60.00	\$0.00	\$60.00	\$0.00	\$0.00	\$0.00	\$60.00	\$0.00	\$60.00	\$0.00
Change From Previous Year			+0.0%		+0.0%				+0.0%		+0.0%	
			+0.00		+0.00				+0.00		+0.00	
Student Association of the Transitional Year Program												
Society			15.00		15.00				15.00		15.00	
TOTAL	\$0.00	\$0.00	\$15.00	\$0.00	\$15.00	\$0.00	\$0.00	\$0.00	\$15.00	\$0.00	\$15.00	\$0.00
Change From Previous Year			+0.0%		+0.0%				+0.0%		+0.0%	
			+0.00		+0.00				+0.00		+0.00	
University College Literary & Athletic Society												
Society (cost of living increases permitted without referendum - approved spring 2006)			10.76	3.61	10.76	3.61			10.76	3.61	10.76	3.61
Refugee Sponsorship Program			1.88	1.88	1.88	1.88			1.88	1.88	1.88	1.88
Special Fund (Capital Fund)			0.50	0.50	0.50	0.50			0.50	0.50	0.50	0.50
<i>The Gargoyle</i>			1.50	1.50	1.50	1.50			1.50	1.50	1.50	1.50
Foster Parents Plan			0.00	0.00	0.00	0.00			0.00	0.00	0.00	0.00
U.C. Review			0.88		0.88				0.88		0.88	
Campus Safety			0.00		0.00				0.00		0.00	
Association of College Program Unions - University College (refundable)			0.66		0.66				0.66		0.66	
Contact U.C.			0.50		0.50				0.50		0.50	
Charity Fund			0.13		0.13				0.13		0.13	
U.C. WUSC Committee			0.13	0.13	0.13	0.13			0.13	0.13	0.13	0.13
Student Aid Fund (through 2010-11; no continuation provision)			0.00	0.00	0.00	0.00			0.00	0.00	0.00	0.00
TOTAL	\$0.00	\$0.00	\$16.94	\$7.62	\$16.94	\$7.62	\$0.00	\$0.00	\$16.94	\$7.62	\$16.94	\$7.62
Change From Previous Year			+0.0%	+0.0%	+0.0%	+0.0%			-6.4%	-15.3%	-6.4%	-15.3%
			+0.00	+0.00	+0.00	+0.00			-1.16	-1.38	-1.16	-1.38
U of T Community Radio (CIUT-FM) - St. George												
Society	3.75		3.75		3.75		3.75		3.75		3.75	
TOTAL	\$3.75	\$0.00	\$3.75	\$0.00	\$3.75	\$0.00	\$3.75	\$0.00	\$3.75	\$0.00	\$3.75	\$0.00
Change From Previous Year	+0.0%		+0.0%		+0.0%		+0.0%		+0.0%		+0.0%	
	+0.00		+0.00		+0.00		+0.00		+0.00		+0.00	
U of T Community Radio (CIUT-FM) - Mississauga												
Society	0.50		0.50		0.50		0.50		0.50		0.50	
TOTAL	\$0.50	\$0.00	\$0.50	\$0.00	\$0.50	\$0.00	\$0.50	\$0.00	\$0.50	\$0.00	\$0.50	\$0.00
Change From Previous Year	+0.0%		+0.0%		+0.0%		+0.0%		+0.0%		+0.0%	
	+0.00		+0.00		+0.00		+0.00		+0.00		+0.00	
U of T Community Radio (CIUT-FM) - Scarborough												
Society	0.50		0.50		0.50		0.50		0.50		0.50	
TOTAL	\$0.50	\$0.00	\$0.50	\$0.00	\$0.50	\$0.00	\$0.50	\$0.00	\$0.50	\$0.00	\$0.50	\$0.00
Change From Previous Year	+0.0%		+0.0%		+0.0%		+0.0%		+0.0%		+0.0%	
	+0.00		+0.00		+0.00		+0.00		+0.00		+0.00	

Compulsory Non-Academic Incidental Fees

Student Societies	Summer 2012		Fall 2012		Winter 2013		Summer 2011		Fall 2011		Winter 2012	
	Full-time	Part-time	Full-time	Part-time	Full-time	Part-time	Full-time	Part-time	Full-time	Part-time	Full-time	Part-time
Varsity Publications Inc. Society (cost of living increases permitted without referendum - approved spring 2007)	1.33		1.36		1.36		1.29		1.33		1.33	
TOTAL	\$1.33	\$0.00	\$1.36	\$0.00	\$1.36	\$0.00	\$1.29	\$0.00	\$1.33	\$0.00	\$1.33	\$0.00
Change From Previous Year	+3.1%		+2.3%		+2.3%		+1.6%		+3.1%		+3.1%	
	+0.04		+0.03		+0.03		+0.02		+0.04		+0.04	
VIBE - Radio Erindale Society	2.00		2.00		2.00		2.00		2.00		2.00	
TOTAL	\$2.00	\$0.00	\$2.00	\$0.00	\$2.00	\$0.00	\$2.00	\$0.00	\$2.00	\$0.00	\$2.00	\$0.00
Change From Previous Year	+0.0%		+0.0%		+0.0%		+0.0%		+0.0%		+0.0%	
	+0.00		+0.00		+0.00		+0.00		+0.00		+0.00	
Woodsworth College Students' Association Society	15.00	15.00	7.50	7.50	7.50	7.50	15.00	15.00	7.50	7.50	7.50	7.50
TOTAL	\$15.00	\$15.00	\$7.50	\$7.50	\$7.50	\$7.50	\$15.00	\$15.00	\$7.50	\$7.50	\$7.50	\$7.50
Change From Previous Year	+0.0%	+0.0%	+0.0%	+0.0%	+0.0%	+0.0%	+0.0%	+0.0%	+0.0%	+0.0%	+0.0%	+0.0%
	+0.00	+0.00	+0.00	+0.00	+0.00	+0.00	+0.00	+0.00	+0.00	+0.00	+0.00	+0.00

Notes:

- 1) Applied Science & Engineering (APSC) students engaged in the Professional Experience Year (PEY) program are charged the part-time student fee.
- 2) Upon Request of the Association of Erindale Part-time Undergraduate Students (EPUS), the EPUS Mississauga Transit U-Pass fee (\$71.60 per session) has been suspended for the Fall 2012 and Winter 2013 sessions.

Residence Councils	Summer 2012		Fall 2012		Winter 2013		Summer 2011		Fall 2011		Winter 2012	
	Full-time	Part-time	Full-time	Part-time	Full-time	Part-time	Full-time	Part-time	Full-time	Part-time	Full-time	Part-time
89 Chestnut Residence Council Society (cost of living increases permitted without referendum - approved spring 2004)				9.47		9.47				9.47		9.47
TOTAL		\$0.00		\$9.47		\$9.47		\$0.00		\$9.47		\$9.47
Change From Previous Year				+0.0%		+0.0%				+3.3%		+3.3%
				+0.00		+0.00				+0.30		+0.30
Innis Residence Council Society				20.00		20.00				20.00		20.00
TOTAL		\$0.00		\$20.00		\$20.00		\$0.00		\$20.00		\$20.00
Change From Previous Year				+0.0%		+0.0%				+0.0%		+0.0%
				+0.00		+0.00				+0.00		+0.00
Graduate House Council Society (annual fee is pro-rated by term of residency)		11.68		11.68		11.68		11.68		11.68		11.68
TOTAL		\$11.68		\$11.68		\$11.68		\$11.68		\$11.68		\$11.68
Change From Previous Year		+0.0%		+0.0%		+0.0%		+0.0%		+0.0%		+0.0%
		+0.00		+0.00		+0.00		+0.00		+0.00		+0.00
U of T at Mississauga Residence Council Society				10.00		10.00				10.00		10.00
TOTAL		\$0.00		\$10.00		\$10.00		\$0.00		\$10.00		\$10.00
Change From Previous Year				+0.0%		+0.0%				+0.0%		+0.0%
				+0.00		+0.00				+0.00		+0.00
New College Residence Council Society				10.00		10.00				10.00		10.00
TOTAL		\$0.00		\$10.00		\$10.00		\$0.00		\$10.00		\$10.00
Change From Previous Year				+0.0%		+0.0%				+0.0%		+0.0%
				+0.00		+0.00				+0.00		+0.00
U of T at Scarborough Student Residence Council Society				15.00		15.00				15.00		15.00
TOTAL		\$0.00		\$15.00		\$15.00		\$0.00		\$15.00		\$15.00
Change From Previous Year				+0.0%		+0.0%				+0.0%		+0.0%
				+0.00		+0.00				+0.00		+0.00
University College Residence Council Society				7.50		7.50				7.50		7.50
TOTAL		\$0.00		\$7.50		\$7.50		\$0.00		\$7.50		\$7.50
Change From Previous Year				+0.0%		+0.0%				+0.0%		+0.0%
				+0.00		+0.00				+0.00		+0.00
Woodsworth College Residence Council Society				10.00		10.00				10.00		10.00
TOTAL		\$0.00		\$10.00		\$10.00		\$0.00		\$10.00		\$10.00
Change From Previous Year				+0.0%		+0.0%				+0.0%		+0.0%
				+0.00		+0.00				+0.00		+0.00

Compulsory Non-Academic Incidental Fees

Schedule 2: Campus Services Fees

Campus Services Fees	Summer 2012		Fall 2012		Winter 2013		Summer 2011		Fall 2011		Winter 2012	
	Full-time	Part-time	Full-time	Part-time	Full-time	Part-time	Full-time	Part-time	Full-time	Part-time	Full-time	Part-time
St. George Campus - St. George-Registered Undergraduate and Graduate Students												
Athletics & Recreation	150.01	30.00	150.01	30.00	150.01	30.00	140.64	28.13	140.64	28.13	140.64	28.13
Hart House	75.43	15.10	75.43	15.10	75.43	15.10	71.63	14.34	71.63	14.34	71.63	14.34
Student Life Programs and Services	126.82	25.36	126.82	25.36	126.82	25.36	118.74	23.75	118.74	23.75	118.74	23.75
TOTAL	\$352.26	\$70.46	\$352.26	\$70.46	\$352.26	\$70.46	\$331.01	\$66.22	\$331.01	\$66.22	\$331.01	\$66.22
Change From Previous Year	+6.4%	+6.4%	+6.4%	+6.4%	+6.4%	+6.4%	+3.8%	+3.8%	+3.8%	+3.8%	+3.8%	+3.8%
	+21.25	+4.24	+21.25	+4.24	+21.25	+4.24	+12.02	+2.41	+12.02	+2.41	+12.02	+2.41
University of Toronto Mississauga - UTM-Registered Undergraduate Students												
Physical Education and Athletics	160.21	32.04	160.21	32.04	160.21	32.04	160.21	32.04	160.21	32.04	160.21	32.04
Athletics & Recreation	17.40	3.48	17.40	3.48	17.40	3.48	16.31	3.26	16.31	3.26	16.31	3.26
Hart House	2.32	0.47	2.32	0.47	2.32	0.47	2.20	0.45	2.20	0.45	2.20	0.45
Health Service Fee	28.67	5.73	28.67	5.73	28.67	5.73	28.67	5.73	28.67	5.73	28.67	5.73
Student Services Fee	133.70	26.74	133.70	26.74	133.70	26.74	131.08	26.22	131.08	26.22	131.08	26.22
TOTAL	\$342.30	\$68.46	\$342.30	\$68.46	\$342.30	\$68.46	\$338.47	\$67.70	\$338.47	\$67.70	\$338.47	\$67.70
Change From Previous Year	+1.1%	+1.1%	+1.1%	+1.1%	+1.1%	+1.1%	+3.2%	+3.2%	+2.0%	+2.0%	+2.0%	+2.0%
	+3.83	+0.76	+3.83	+0.76	+3.83	+0.76	+10.47	+2.09	+6.63	+1.32	+6.63	+1.32
University of Toronto Mississauga - UTM-Affiliated Graduate Students												
Physical Education and Athletics	160.21	32.04	160.21	32.04	160.21	32.04	160.21	32.04	160.21	32.04	160.21	32.04
Athletics & Recreation	17.40	3.48	17.40	3.48	17.40	3.48	16.31	3.26	16.31	3.26	16.31	3.26
Hart House	2.32	0.47	2.32	0.47	2.32	0.47	2.20	0.45	2.20	0.45	2.20	0.45
Health Service Fee	28.67	5.73	28.67	5.73	28.67	5.73	28.67	5.73	28.67	5.73	28.67	5.73
Student Services Fee	120.90	24.18	120.90	24.18	120.90	24.18	118.31	23.66	118.31	23.66	118.31	23.66
Summer Shuttle Services	0.00	0.00	4.45	0.89	4.45	0.89	0.00	0.00	4.19	0.84	4.19	0.84
Mississauga Transit U-Pass (See Note 1)	0.00	0.00	72.10	0.00	72.10	0.00	0.00	0.00	65.75	0.00	65.75	0.00
Mississauga Transit Summer U-Pass (See Note 1)	0.00	0.00	47.58	0.00	47.58	0.00						
TOTAL	\$329.50	\$65.90	\$453.63	\$66.79	\$453.63	\$66.79	\$325.70	\$65.14	\$395.64	\$65.98	\$395.64	\$65.98
Change From Previous Year	+1.2%	+1.2%	+14.7%	+1.2%	+14.7%	+1.2%	+3.2%	+3.2%	+6.1%	+2.0%	+6.1%	+2.0%
	+3.80	+0.76	+57.99	+0.81	+57.99	+0.81	+10.10	+2.01	+22.69	+1.29	+22.69	+1.29
University of Toronto Mississauga - UTM-Affiliated Undergraduate Students												
Physical Education and Athletics	160.21	32.04	160.21	32.04	160.21	32.04						
Athletics & Recreation	17.40	3.48	17.40	3.48	17.40	3.48						
Hart House	2.32	0.47	2.32	0.47	2.32	0.47						
Health Service Fee	28.67	5.73	28.67	5.73	28.67	5.73						
Student Services Fee	133.70	26.74	133.70	26.74	133.70	26.74						
Summer Shuttle Services	0.00	0.00	4.45	0.89	4.45	0.89						
TOTAL	\$342.30	\$68.46	\$346.75	\$69.35	\$346.75	\$69.35	\$0.00	\$0.00	\$0.00	\$0.00	\$0.00	\$0.00
Change From Previous Year												
University of Toronto Scarborough - UTSC-Registered Undergraduate Students												
Physical Education & Athletics (UTSC)	113.07	22.61	113.07	22.61	113.07	22.61	107.69	21.54	107.69	21.54	107.69	21.54
Athletics & Recreation	17.40	3.48	17.40	3.48	17.40	3.48	16.31	3.26	16.31	3.26	16.31	3.26
Hart House	2.32	0.47	2.32	0.47	2.32	0.47	2.20	0.45	2.20	0.45	2.20	0.45
Health & Wellness Fee	56.37	11.27	56.37	11.27	56.37	11.27	52.19	10.44	52.19	10.44	52.19	10.44
Student Services Fee	155.33	31.07	155.33	31.07	155.33	31.07	153.26	30.65	153.26	30.65	153.26	30.65
TOTAL	\$344.49	\$68.90	\$344.49	\$68.90	\$344.49	\$68.90	\$331.65	\$66.34	\$331.65	\$66.34	\$331.65	\$66.34
Change From Previous Year	+3.9%	+3.9%	+3.9%	+3.9%	+3.9%	+3.9%	+4.2%	+4.2%	+4.2%	+4.2%	+4.2%	+4.2%
	+12.84	+2.56	+12.84	+2.56	+12.84	+2.56	+13.44	+2.69	+13.44	+2.69	+13.44	+2.69
University of Toronto Scarborough - UTSC-Affiliated Graduate Students												
Physical Education & Athletics (UTSC)	113.07	22.61	113.07	22.61	113.07	22.61	107.69	21.54	107.69	21.54	107.69	21.54
Athletics & Recreation	17.40	3.48	17.40	3.48	17.40	3.48	16.31	3.26	16.31	3.26	16.31	3.26
Hart House	2.32	0.47	2.32	0.47	2.32	0.47	2.20	0.45	2.20	0.45	2.20	0.45
Health & Wellness Fee	56.37	11.27	56.37	11.27	56.37	11.27	52.19	10.44	52.19	10.44	52.19	10.44
Student Services Fee	155.33	31.07	155.33	31.07	155.33	31.07	153.26	30.65	153.26	30.65	153.26	30.65
TOTAL	\$344.49	\$68.90	\$344.49	\$68.90	\$344.49	\$68.90	\$331.65	\$66.34	\$331.65	\$66.34	\$331.65	\$66.34
Change From Previous Year	+3.9%	+3.9%	+3.9%	+3.9%	+3.9%	+3.9%	+4.2%	+4.2%	+4.2%	+4.2%	+4.2%	+4.2%
	+12.84	+2.56	+12.84	+2.56	+12.84	+2.56	+13.44	+2.69	+13.44	+2.69	+13.44	+2.69
St. George Campus Divisional Services Fees												
Innis College												
Innis College Student Services Fee	\$7.50	\$2.25	\$7.50	\$2.25	\$7.50	\$2.25	\$7.50	\$2.25	\$7.50	\$2.25	\$7.50	\$2.25
Change From Previous Year	+0.0%	+0.0%	+0.0%	+0.0%	+0.0%	+0.0%	+0.0%	+0.0%	+0.0%	+0.0%	+0.0%	+0.0%
	+0.00	+0.00	+0.00	+0.00	+0.00	+0.00	+0.00	+0.00	+0.00	+0.00	+0.00	+0.00

Notes

1 The Mississauga Transit U-Pass fee is not charged to MPPA students.

Compulsory Non-Academic Incidental Fees

Schedule 3: Federated Colleges Student Society Fees

Student Societies (Federated Colleges)	Summer 2012		Fall 2012		Winter 2013		Summer 2011		Fall 2011		Winter 2012	
	Full-time	Part-time	Full-time	Part-time	Full-time	Part-time	Full-time	Part-time	Full-time	Part-time	Full-time	Part-time
St. Michael's College Student Union												
Society	-	-	14.00	10.50	14.00	10.50	-	-	14.00	10.50	14.00	10.50
TOTAL	\$0.00	\$0.00	\$14.00	\$10.50	\$14.00	\$10.50	\$0.00	\$0.00	\$14.00	\$10.50	\$14.00	\$10.50
Change From Previous Year			+0.0%	+0.0%	+0.0%	+0.0%			+0.0%	+0.0%	+0.0%	+0.0%
			+0.00	+0.00	+0.00	+0.00			+0.00	+0.00	+0.00	+0.00
The Mike												
Society	-	-	2.60	1.50	2.60	1.50	-	-	2.60	1.50	2.60	1.50
TOTAL	\$0.00	\$0.00	\$2.60	\$1.50	\$2.60	\$1.50	\$0.00	\$0.00	\$2.60	\$1.50	\$2.60	\$1.50
Change From Previous Year			+0.0%	+0.0%	+0.0%	+0.0%			+0.0%	+0.0%	+0.0%	+0.0%
			+0.00	+0.00	+0.00	+0.00			+0.00	+0.00	+0.00	+0.00
Trinity College Meetings												
Trinity College Meeting	-	-	8.90	8.90	8.90	8.90	-	-	8.25	8.25	8.25	8.25
Athletic Associations	-	-	3.00	3.00	3.00	3.00	-	-	3.00	3.00	3.00	3.00
Literary Institute	-	-	3.25	3.25	3.25	3.25	-	-	3.75	3.75	3.75	3.75
Dramatic Society	-	-	3.25	3.25	3.25	3.25	-	-	3.38	3.38	3.38	3.38
Non-Resident Affairs Committee	-	-	3.50	3.50	3.50	3.50	-	-	4.00	4.00	4.00	4.00
Year Fee	-	-	-	-	-	-	-	-	0.63	0.63	0.63	0.63
Yearbook	-	-	1.50	1.50	1.50	1.50	-	-	1.50	1.50	1.50	1.50
Salterrae	-	-	2.50	2.50	2.50	2.50	-	-	2.50	2.50	2.50	2.50
Trinity Review	-	-	2.25	2.25	2.25	2.25	-	-	2.25	2.25	2.25	2.25
Sponsored Refugee Scholarship	-	-	5.50	5.50	5.50	5.50	-	-	4.00	4.00	4.00	4.00
Outreach	-	-	-	-	-	-	-	-	0.13	0.13	0.13	0.13
Volunteer Society	-	-	0.75	0.75	0.75	0.75	-	-	0.50	0.50	0.50	0.50
Heads Tuition Levy	-	-	2.45	2.45	2.45	2.45	-	-	2.50	2.50	2.50	2.50
TCM Travel Funding	-	-	1.35	1.35	1.35	1.35	-	-	1.00	1.00	1.00	1.00
Rainbow Trin	-	-	0.50	0.50	0.50	0.50	-	-	0.50	0.50	0.50	0.50
Backfield Maintenance	-	-	0.70	0.70	0.70	0.70	-	-	0.74	0.74	0.74	0.74
Capital Fund	-	-	5.00	5.00	5.00	5.00	-	-	5.00	5.00	5.00	5.00
TOTAL	\$0.00	\$0.00	\$44.40	\$44.40	\$44.40	\$44.40	\$0.00	\$0.00	\$43.63	\$43.63	\$43.63	\$43.63
Change From Previous Year			+1.8%	+1.8%	+1.8%	+1.8%			-1.7%	-1.7%	-1.7%	-1.7%
			+0.77	+0.77	+0.77	+0.77			-0.77	-0.77	-0.77	-0.77
Victoria University Students' Administrative Council												
VUSAC and Club Funding	-	-	10.12	5.66	10.13	5.66	-	-	10.37	5.91	10.38	5.91
Victoria College Athletics Society	-	-	3.00	1.66	3.00	1.67	-	-	3.00	1.66	3.00	1.67
The Strand	-	-	3.00	0.85	3.00	0.85	-	-	2.75	0.60	2.75	0.60
The Cat's Eye Pub	-	-	2.00	1.00	2.00	1.00	-	-	2.00	1.00	2.00	1.00
Yearbook	-	-	0.87	0.50	0.88	0.50	-	-	0.87	0.50	0.88	0.50
Refugee Sponsorship Program	-	-	1.75	1.75	1.75	1.75	-	-	1.75	1.75	1.75	1.75
Acta Victoriana Literary Journal	-	-	1.38	0.75	1.37	0.75	-	-	1.38	0.75	1.37	0.75
Victoria College Drama Society	-	-	1.50	0.75	1.50	0.75	-	-	1.50	0.75	1.50	0.75
Caffiends	-	-	0.13	0.13	0.12	0.12	-	-	0.13	0.13	0.12	0.12
Vic Pride	-	-	0.13	0.05	0.12	0.05	-	-	0.13	0.05	0.12	0.05
VUSAC Special Projects Levy	-	-	5.00	2.50	5.00	2.50	-	-	5.00	2.50	5.00	2.50
TOTAL	\$0.00	\$0.00	\$28.88	\$15.60	\$28.87	\$15.60	\$0.00	\$0.00	\$28.88	\$15.60	\$28.87	\$15.60
Change From Previous Year			+0.0%	+0.0%	+0.0%	+0.0%			+0.5%	+0.3%	+0.4%	+0.3%
			+0.00	+0.00	+0.00	+0.00			+0.13	+0.05	+0.12	+0.05

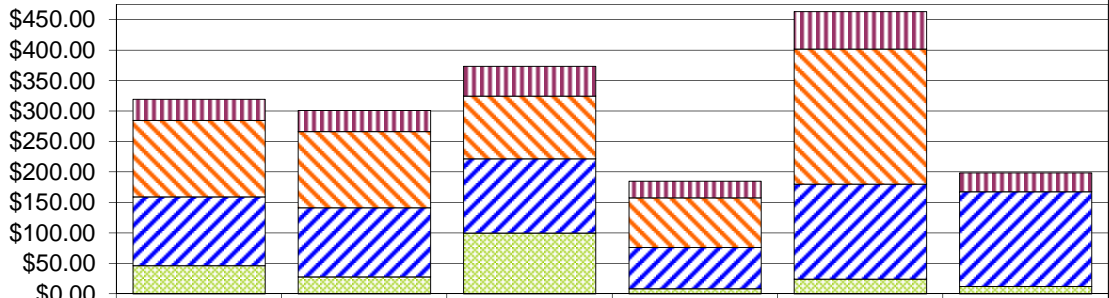
Compulsory Non-Academic Incidental Fees

Schedule 4: Federated Colleges Services Fees

Campus Services Fees (Federated Colleges)	Summer 2012		Fall 2012		Winter 2013		Summer 2011		Fall 2011		Winter 2012	
	Full-time	Part-time	Full-time	Part-time	Full-time	Part-time	Full-time	Part-time	Full-time	Part-time	Full-time	Part-time
St. Michael's College												
College Fee	-	-	97.50	48.75	97.50	48.75	-	-	97.50	48.75	97.50	48.75
Campaign Fund	-	-	15.00	15.00	15.00	15.00	-	-	15.00	15.00	15.00	15.00
TOTAL	\$0.00	\$0.00	\$112.50	\$63.75	\$112.50	\$63.75	\$0.00	\$0.00	\$112.50	\$63.75	\$112.50	\$63.75
Change From Previous Year			+0.0%	+0.0%	+0.0%	+0.0%			+0.0%	+0.0%	+0.0%	+0.0%
			+0.00	+0.00	+0.00	+0.00			+0.00	+0.00	+0.00	+0.00
Trinity College												
Trinity College Fee	-	-	144.00	72.00	144.00	72.00	-	-	141.00	70.50	141.00	70.50
TOTAL	\$0.00	\$0.00	\$144.00	\$72.00	\$144.00	\$72.00	\$0.00	\$0.00	\$141.00	\$70.50	\$141.00	\$70.50
Change From Previous Year			+2.1%	+2.1%	+2.1%	+2.1%			+1.8%	+1.8%	+1.8%	+1.8%
			+3.00	+1.50	+3.00	+1.50			+2.50	+1.25	+2.50	+1.25
Victoria College (all students except first year students)												
Student Services Fee	-	-	48.44	24.22	48.44	24.22	-	-	46.57	23.29	46.57	23.29
Student Centre	-	-	100.00	50.00	100.00	50.00	-	-	50.00	25.00	50.00	25.00
Victoria Commuter Package	-	-	13.00	7.50	13.00	7.50	-	-	12.50	6.25	12.50	6.25
TOTAL	\$0.00	\$0.00	\$48.44	\$24.22	\$48.44	\$24.22	\$0.00	\$0.00	\$109.07	\$54.54	\$109.07	\$54.54
Change From Previous Year			-55.6%	-55.6%	-55.6%	-55.6%			+14.8%	+14.8%	+14.8%	+14.8%
			-60.63	-30.32	-60.63	-30.32			+14.07	+7.04	+14.07	+7.04
Victoria College (first year students)												
Orientation Fee			52.00	26.00	52.00	26.00			50.00	-	50.00	-
Student Services Fee	-	-	48.44	24.22	48.44	24.22	-	-	46.57	23.29	46.57	23.29
Student Centre	-	-	100.00	50.00	100.00	50.00	-	-	50.00	25.00	50.00	25.00
Victoria Commuter Package	-	-	13.00	7.50	13.00	7.50	-	-	12.50	6.25	12.50	6.25
TOTAL	\$0.00	\$0.00	\$213.44	\$107.72	\$213.44	\$107.72	\$0.00	\$0.00	\$146.57	\$48.29	\$146.57	\$48.29
Change From Previous Year			+45.6%	+123.1%	+45.6%	+123.1%			+1.1%	+1.7%	+1.1%	+1.7%
			+66.87	+59.43	+66.87	+59.43			+1.57	+0.79	+1.57	+0.79

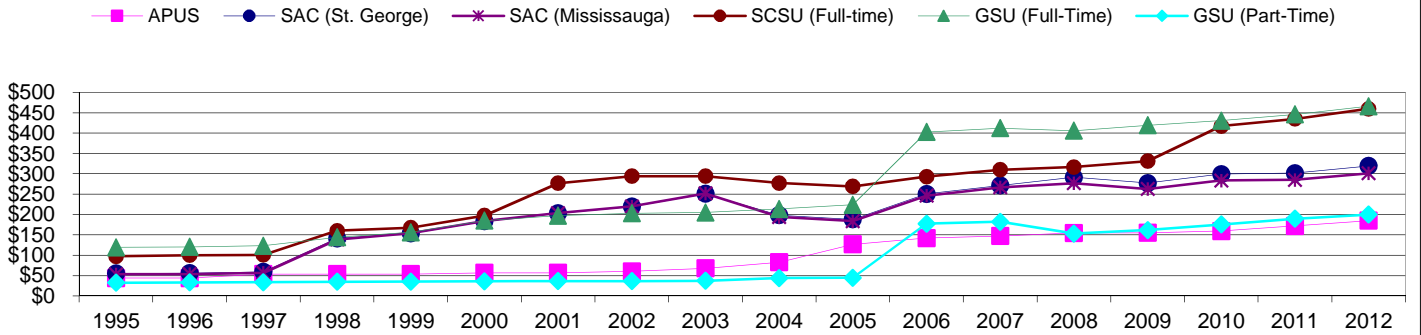
Compulsory Non-Academic Incidental Fees

Student Government (SAC, APUS, GSU and SCSU) Fees (Fall + Winter)



	SAC - St. George	SAC - Mississauga	SCSU - Full-time	APUS	GSU - Full-time	GSU - Part-time
■ Society Portion	\$34.68	\$34.68	\$48.78	\$27.30	\$61.72	\$30.86
▨ Health Plan	\$125.46	\$125.46	\$102.98	\$81.50	\$221.74	\$0.00
▨ Dental Plan	\$113.04	\$113.04	\$121.88	\$68.00	\$155.64	\$155.64
■ Other Portions (levies, groups, etc.)	\$46.08	\$28.04	\$99.72	\$8.30	\$24.40	\$12.20

Changes in SAC, APUS, GSU and SCSU Fees (Fall + Winter)
 Note: The SCSU (Full-time) amounts include the SAC (Scarborough) fee prior to Fall 2004.



Full-time Divisional Student Society Fees (Fall + Winter)

